

**Features**

- 1-channel
- Input wired to Ex e terminals
- Input for frequency, counter, direction of rotation
- Digital input max. 15 kHz
- Installation in suitable enclosures in Zone 1 or Zone 21
- Positive or negative logic selectable
- Simulation mode for service operations (forcing)
- Line fault detection (LFD)
- Permanently self-monitoring

**Function**

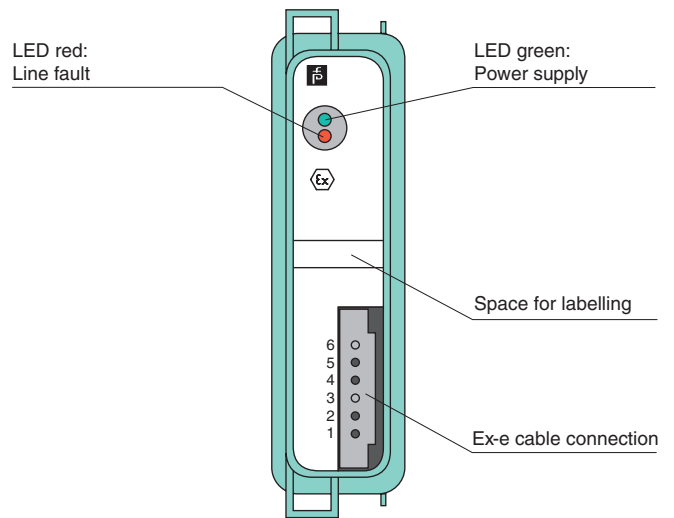
The device accepts digital input signals of NAMUR sensors from the hazardous area.

Open or short circuit line fault alarms are detected.

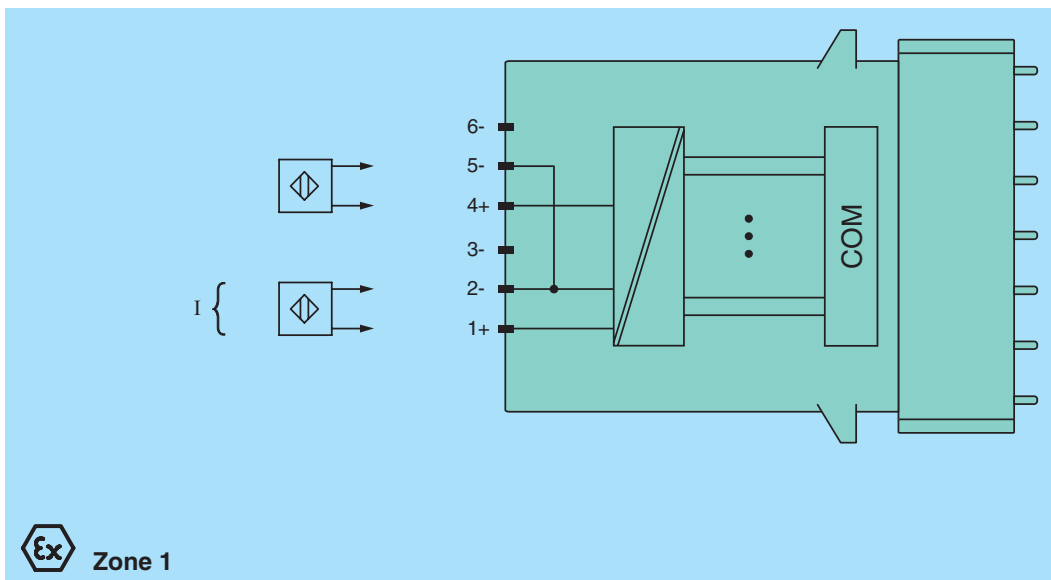
The inputs are galvanically isolated from the bus and the power supply (EN 60079-11).

**Assembly**


Front view



**Connection**



Release date 2012-12-10 11:49 Date of issue 2012-12-10 t34882\_eng.xml

<b>Supply</b>	
Connection	backplane bus
Rated voltage	12 V DC , only in connection with the power supplies FB92**
Power consumption	0.6 W
<b>Internal bus</b>	
Connection	backplane bus
Interface	manufacturer specific bus to standard Com Unit/gateway
<b>Input</b>	
Suitable sensors	Frequency, counter, direction of rotation, NAMUR proximity switches, 2-wire initiators
Connection	wire ends 1+ (white), 2- (brown); 4+ (yellow), 5- (grey)
Rated values	acc. to EN 60947-5-6 (NAMUR)
Switching point/switching hysteresis	1.2 ... 2.1 mA / ± 0.2 mA
Line fault detection	option: On/Off, for each channel mechanical switches: see connection diagram NAMUR proximity switches: no replacement network required switching points: - short circuit: typical < 360 Ω, certain < 100 Ω - open circuit: typical < 0.35 mA, certain < 0.05 mA
Voltage	8.2 V , typical
Internal resistor	approx. 1 kΩ
Operating frequency	0 ... 15 kHz
<b>Indicators/settings</b>	
LED indicator	LED green: supply LED red: line fault, channel 1 LED yellow: status channel 1
Labeling	space for labeling at the front
<b>Directive conformity</b>	
Electromagnetic compatibility	
Directive 2004/108/EC	EN 61326-1
<b>Conformity</b>	
Electromagnetic compatibility	NE 21
Protection degree	IEC 60529
Environmental test	EN 60068-2-14
Shock resistance	EN 60068-2-27
Vibration resistance	EN 60068-2-6
Damaging gas	EN 60068-2-42
Relative humidity	EN 60068-2-56
<b>Ambient conditions</b>	
Ambient temperature	-20 ... 60 °C (-4 ... 140 °F)
Storage temperature	-25 ... 85 °C (-13 ... 185 °F)
Relative humidity	95 % non-condensing
Shock resistance	shock type I, shock duration 11 ms, shock amplitude 50 m/s <sup>2</sup> , number of shock directions 6, number of shocks per direction 100
Vibration resistance	frequency range 5 ... 500 Hz, amplitude 5 ... 13.2 Hz ± 1.5 mm, 13.2 ... 100 Hz 1g, sweep rate 1 octave/min, duration 10 sweeps 5 Hz - 100 Hz - 5 Hz
Damaging gas	module G3
<b>Mechanical specifications</b>	
Protection degree	IP20 (module) , a separate housing is required acc. to the system description
Connection	wire ends or shielded cable tail wiring connection separately covered Ex e terminals required
Mass	approx. 350 g
Dimensions	28 x 107 x 132 mm (1.1 x 4.2 x 5.2 in)
<b>Data for application in connection with Ex-areas</b>	
EC-Type Examination Certificate	PTB 97 ATEX 1074 U , PTB 97 ATEX 1075 (system) , for additional certificates see <a href="http://www.pepperl-fuchs.com">www.pepperl-fuchs.com</a>
Group, category, type of protection	 II 2 G Ex d IIC
Electrical isolation	
Input/power supply, internal bus	safe electrical isolation acc. to IEC/EN 60079-11, voltage peak value 375 V
Directive conformity	
Directive 94/9/EC	EN 60079-0 , EN 60079-1
<b>International approvals</b>	
IECEX approval	pending
<b>General information</b>	
System information	The module has to be mounted in appropriate backplanes and housings (FB92**) in Zone 1, 2, 21, 22 or outside hazardous areas (gas or dust). Here, the corresponding EC-Type Examination Certificate has to be observed.

Release date 2012-12-10 11:49 Date of issue 2012-12-10 t34882\_eng.xml

Supplementary information

EC-Type Examination Certificate, Statement of Conformity, Declaration of Conformity, Attestation of Conformity and instructions have to be observed where applicable. For information see [www.pepperl-fuchs.com](http://www.pepperl-fuchs.com).

## Versions

Model number	Options
FB1303B-80	wire ends, 80 cm
FB1303B200	wire ends, 200 cm
FB1303BS200	shielded cable tail, 200 cm