



Model Number

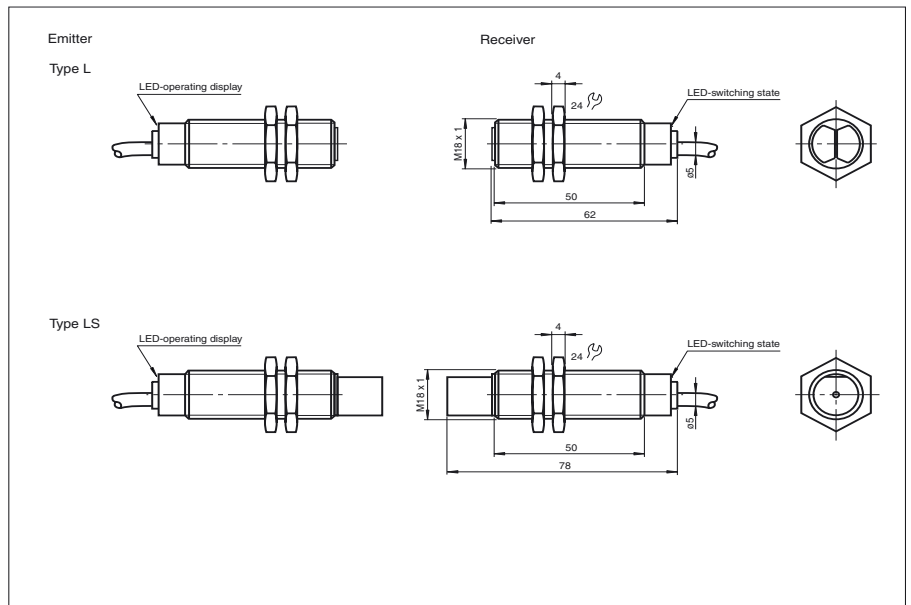
VS/VSE18-L/32/40b/115

Thru-beam sensor
with 2 m fixed cable

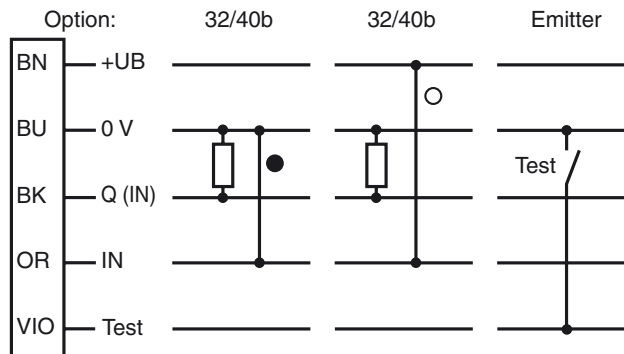
Features

- Detection range up to 30 m
- M18 threaded housing made of plastic
- Infrared light design
- Electrical light-/dark switching
- Test input
- Optical face alternatively lateral or frontal

Dimensions



Electrical connection



○ = Light on
● = Dark on

Release date: 2009-08-18 16:19 Date of issue: 2009-08-18 T1909_ENG.xml

Technical data

General specifications

Effective detection range	0 ... 15 m
Threshold detection range	30 m
Light source	IREL
Approvals	CE
USA	UL
Kanada	CSA
Obstacle size	25 mm
Light type	infrared, modulated light
Diameter of the light spot	500 mm at 15 m detection range
Angle of divergence	2 °
Optical face	frontal
Ambient light limit	100000 Lux

Indicators/operating means

Function display	LED red
------------------	---------

Electrical specifications

Operating voltage	U_B	10 ... 30 V DC
Ripple		10 %
No-load supply current	I_0	< 25 mA emitter, receiver < 50 mA

Input

Test input	Emitter deactivation
------------	----------------------

Output

Switching type	Light/dark ON selectable programmable
Signal output	1 pnp, short-circuit proof, protected against reverse polarity
Switching voltage	max. 30 V DC
Switching current	max. 200 mA
Switching frequency	f 500 Hz
Response time	1 ms

Standard conformity

Standards	EN 60947-5-2
-----------	--------------

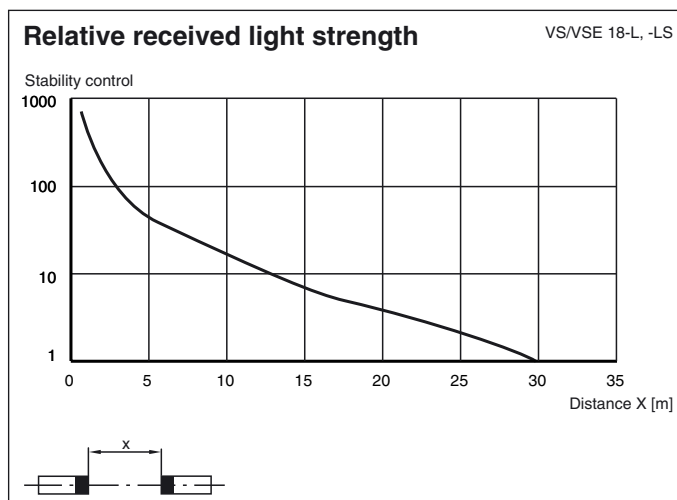
Ambient conditions

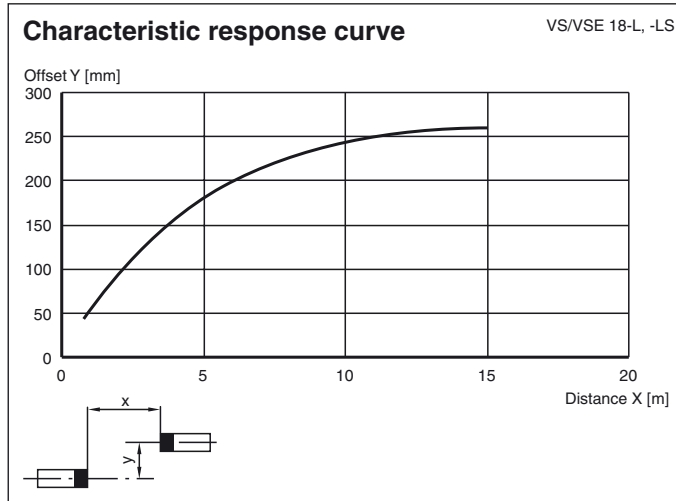
Ambient temperature	-20 ... 60 °C (253 ... 333 K)
Storage temperature	-20 ... 60 °C (253 ... 333 K)

Mechanical specifications

Protection degree	IP67
Connection	2 m fixed cable
Material	
Housing	plastic
Optical face	plastic
Mass	60 g (device)

Curves/Diagrams





Release date: 2009-08-18 16:19 Date of issue: 2009-08-18 T1909_ENG.xml