



MLV40-8-H-150-65/40a/47/92

Reflection light scanner with background suppression

MLV40-8-H-150-65/40a/47/92

with M12, 4-pin metal connector



- ◆ Sturdy aluminium housing
- ◆ Scratch-resistant and solvent resistant optical covering made of glass
- ◆ Minimal black-/white difference
- ◆ Sensing range adjuster and light/dark switch
- ◆ Less space required

General specifications

Detection range	10 ... 150 mm
Light source	IRED
Black/White difference (6 %/90 %)	< 10 %
Approvals	CE
USA	UL
Kanada	UL
Adjustment range	70 ... 150 mm
Reference target	standard white 100 mm X 100 mm
Light type	infrared, modulated light
Diameter of the light spot	approx. 5 mm at 150 mm
Angle of divergence	approx. 7 °
Ambient light limit	100000 Lux

Indicators/operating means

Function display	LED yellow, lights up with receiver lit
Operating elements	Sensing range adjuster, light/dark switch

Electrical specifications

Operating voltage	10 ... 30 V DC
Ripple	5 %
No-load supply current I ₀	40 mA

Output

Switching type	light/dark switching
Signal output	2 npn antivalent, short-circuit proof, protected against reverse polarity
Switching voltage	max. 30 V DC
Switching current	max. 200 mA
Switching frequency f	100 Hz
Response time	5 ms

Standard conformity

Standards	EN 60947-5-2
-----------	--------------

Ambient conditions

Ambient temperature	-20 ... 60 °C (253 ... 333 K)
Storage temperature	-20 ... 75 °C (253 ... 348 K)

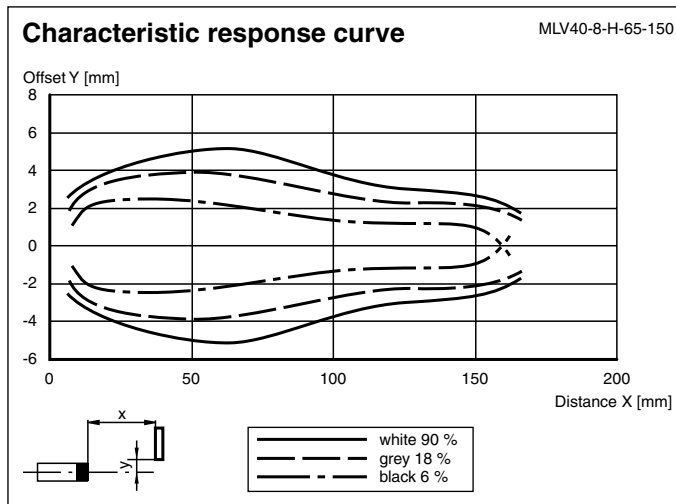
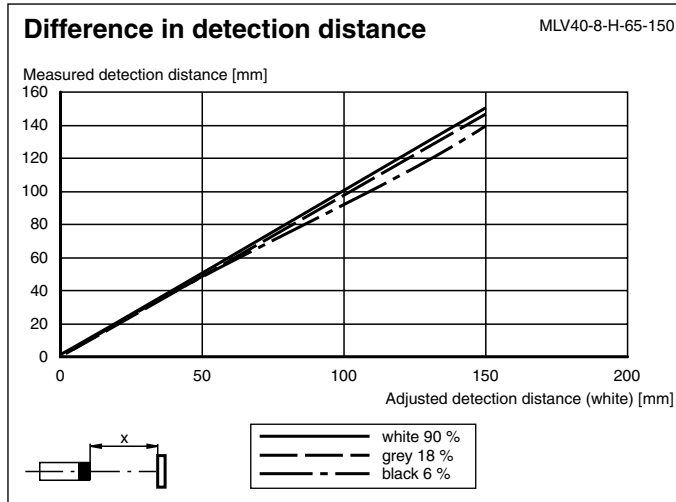
Mechanical specifications

Protection degree	IP65
Connection	M12 connector, 4-pin
Material	
Housing	aluminium
Optical face	glass
Mass	100 g

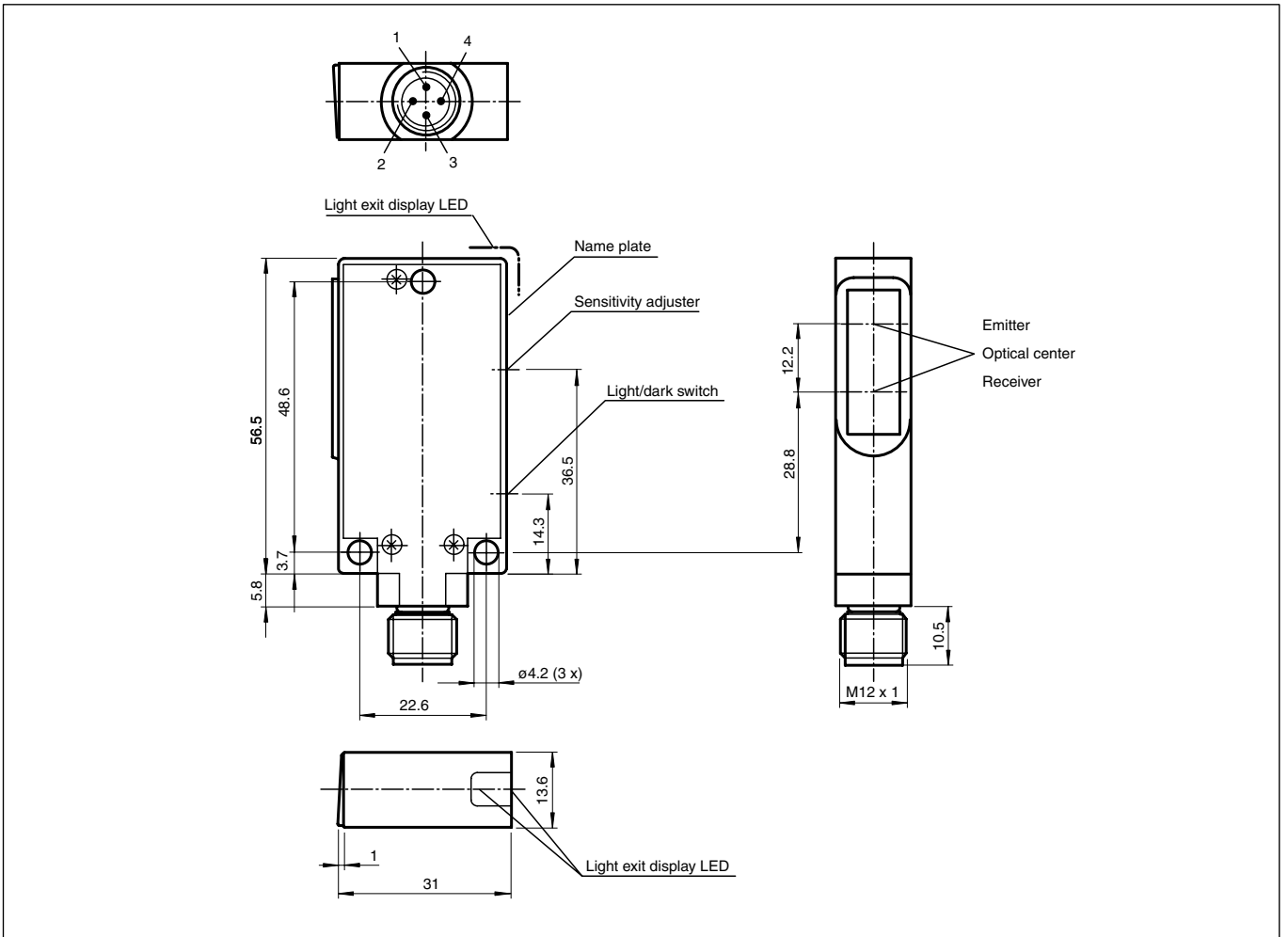
Release date: 2004-07-27 16:00 Date of issue: 2005-07-14 T1546_ENG.xml



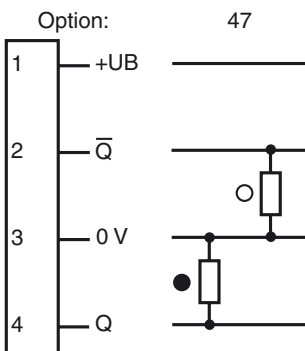
Curves/Diagrams



Dimensions



Electrical connection



○ = light on, ● = dark on