

MLV40-8-500/49/115

Reflection light scanner

MLV40-8-500/49/115

with 2 m fixed cable



Option:

GN	+UB
BN	Q2
GR	0 V
WH	Q1



- ◆ Sturdy aluminium housing
- ◆ Scratch-resistant and solvent resistant optical covering made of glass
- ◆ Pre-fault indication

General specifications

Detection range	10 ... 500 mm
Light source	IRED
Approvals	CE
USA	UL
Kanada	UL
Adjustment range	100 ... 500 mm
Reference target	standard white 100 mm X 100 mm
Light type	infrared, modulated light
Diameter of the light spot	approx. 100 mm at 500 mm
Angle of divergence	approx. 4 °
Ambient light limit	50000 Lux

Indicators/operating means

Function display	LED yellow, flashes when falling short of the stability control
Operating elements	sensitivity adjuster

Electrical specifications

Operating voltage	10 ... 30 V DC
Ripple	5 %
No-load supply current I ₀	40 mA

Output

Switching type	dark ON
Signal output	1 pnp and 1 npn short-circuit proof, protected against reverse polarity
Switching voltage	max. 30 V DC
Switching current	max. 200 mA
Switching frequency f	500 Hz
Response time	1 ms

Standard conformity

Standards	EN 60947-5-2
-----------	--------------

Ambient conditions

Ambient temperature	-20 ... 60 °C (253 ... 333 K)
Storage temperature	-20 ... 75 °C (253 ... 348 K)

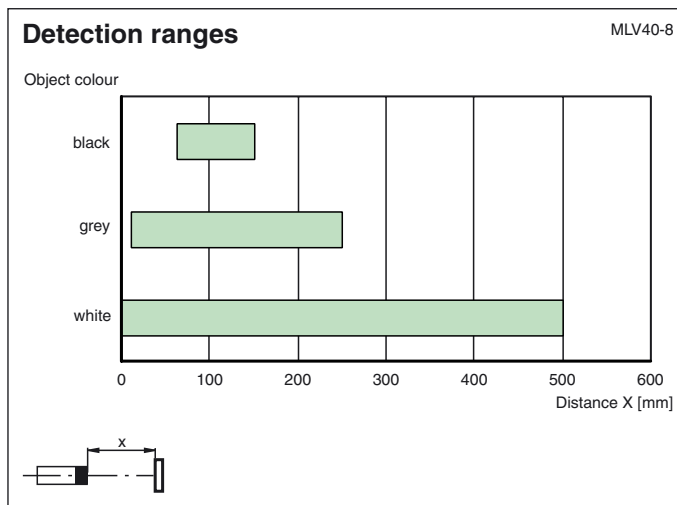
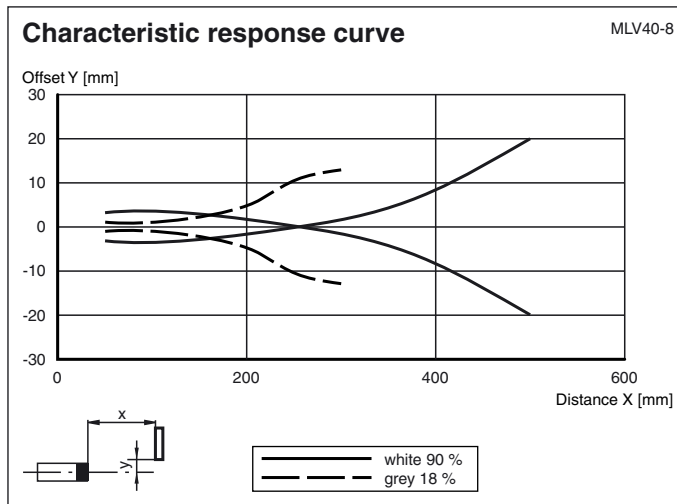
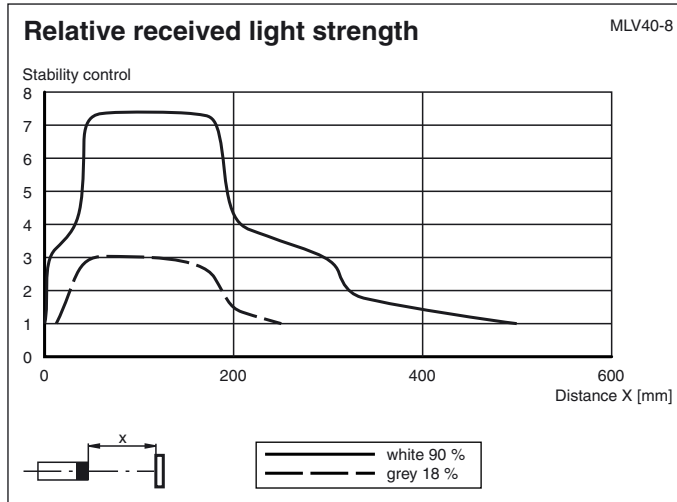
Mechanical specifications

Protection degree	IP65
Connection	Fixed cable 2 m
Material	
Housing	aluminium
Optical face	glass
Mass	100 g

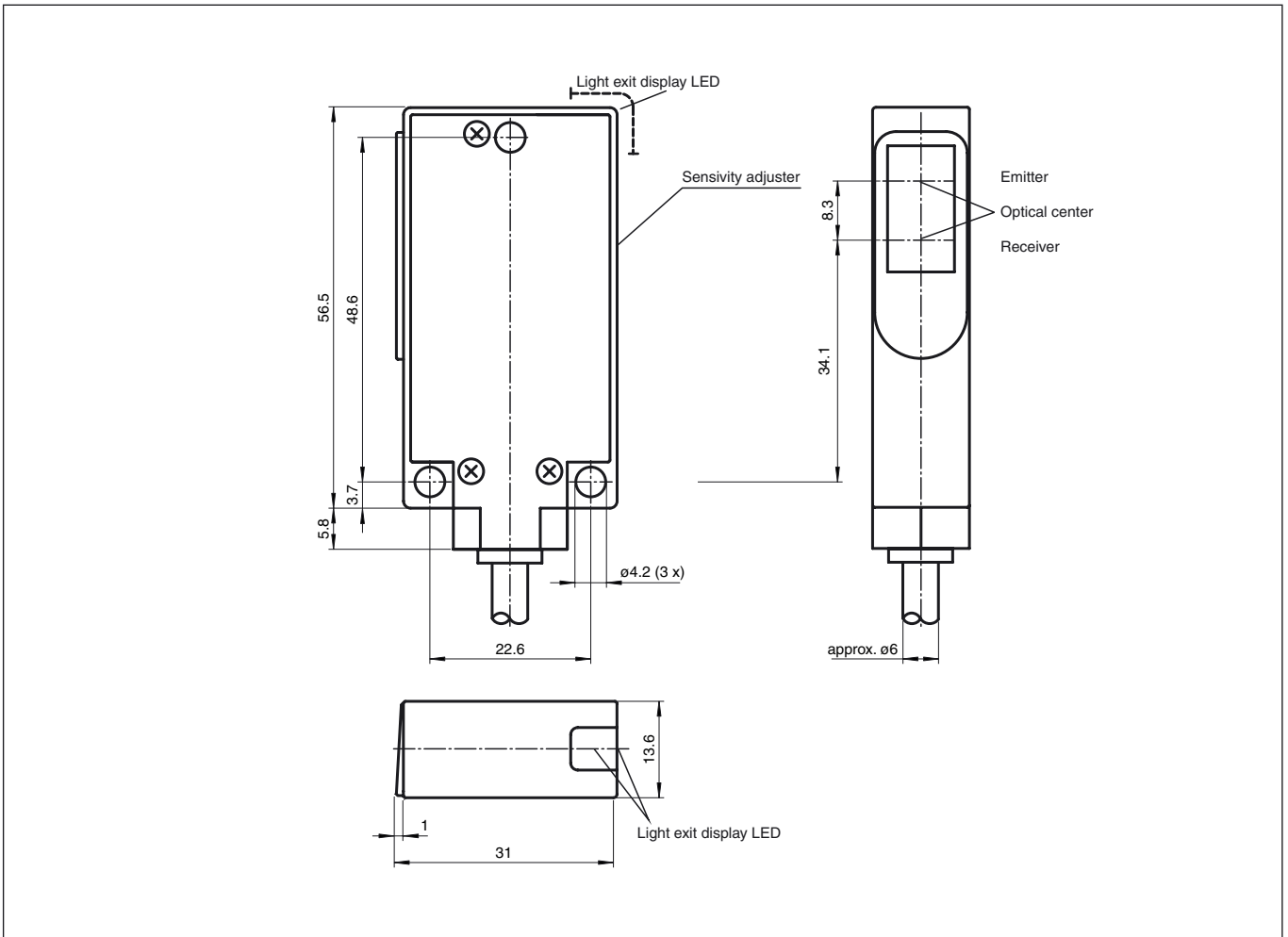
Release date: 2004-12-15 14:50 Date of issue: 2005-07-14 T1537_ENG.xml



Curves/Diagrams

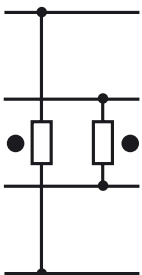


Dimensions



Electrical connection

49



○ = light on, ● = dark on

Release date: 2004-12-15 14:50 Date of issue: 2005-07-14 T1537_ENG.xml