



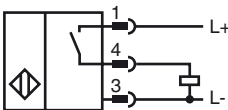
Model Number

NMB3-8GM50-E2-V1

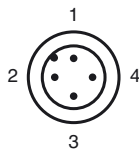
Features

- 3 mm flush
- Stainless steel sensing face
- Increased operating distance

Connection



Pinout



Wire colors in accordance with EN 60947-5-2

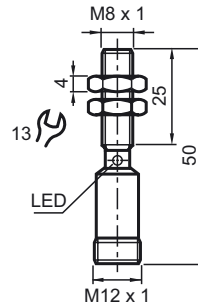
1	BN	(brown)
2	WH	(white)
3	BU	(blue)
4	BK	(black)

Accessories

V1-G-2M-PUR
Cable socket, M12, 4-pin, PUR cable

V1-W-2M-PUR
Cable socket, M12, 4-pin, PUR cable

Dimensions



Technical Data

General specifications

Switching element function		PNP	NO
Rated operating distance	s_n	3 mm	
Installation		flush	
Output polarity		DC	
Assured operating distance	s_a	0 ... 2.43 mm	
Reduction factor r_{Al}		0.3	
Reduction factor r_{Cu}		0.2	
Reduction factor r_{304}		0.7	

Nominal ratings

Operating voltage	U_B	10 ... 30 V DC	
Switching frequency	f	0 ... 360 Hz	
Hysteresis	H	5 ... 15 typ. 10 %	
Reverse polarity protected		reverse polarity protected	
Short-circuit protection		pulsing	
Voltage drop	U_d	≤ 2 V	
Operating current	I_L	0 ... 100 mA	
Off-state current	I_r	0 ... 10 μ A typ. 0.1 μ A at 25 °C	
No-load supply current	I_0	≤ 10 mA	
Indication of the switching state		LED, red	

Standard conformity

Standards	EN 60947-5-2:2007 IEC 60947-5-2:2007
-----------	---

Ambient conditions

Ambient temperature	-25 ... 75 °C (-13 ... 167 °F)
---------------------	--------------------------------

Mechanical specifications

Connection type	Device connector M12 x 1, 4-pin
Housing material	Stainless steel 1.4305 / AISI 303
Sensing face	Stainless steel 1.4305 / AISI 303
Protection degree	IP67

Approvals and certificates

UL approval	cULus Listed, General Purpose
CSA approval	cCSAus Listed, General Purpose
CCC approval	Products with a maximum operating voltage of ≤ 36 V do not bear a CCC marking because they do not require approval.

Release date: 2012-06-27 11:41 Date of issue: 2012-06-27 912296_eng.xml