



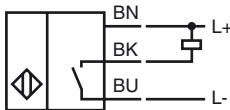
Model Number

NMB5-12GM55-E0

Features

- 5 mm flush
- Stainless steel sensing face
- Increased operating distance

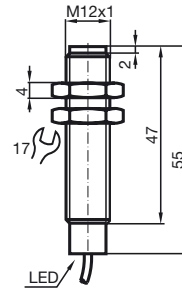
Connection



Accessories

AB-12
Mounting aid

Dimensions



Technical Data

General specifications

Switching element function	NPN	NO
Rated operating distance	s_n	5 mm
Installation	flush (Requirements: see drawing below)	
Output polarity	DC	
Assured operating distance	s_a	0 ... 4.05 mm
Actuating element	Ferrous and nonferrous targets	
Reduction factor r_{Al}	0.3	
Reduction factor r_{Cu}	0.2	
Reduction factor r_{304}	0.85	
Reduction factor r_{Si37}	1	

Nominal ratings

Operating voltage	U_B	10 ... 30 V DC
Switching frequency	f	0 ... 360 Hz
Hysteresis	H	3 ... 15 typ. 5 %
Reverse polarity protected	reverse polarity protected	
Short-circuit protection	pulsing	
Voltage drop	U_d	≤ 2 V DC
Operating current	I_L	≤ 200 mA
Off-state current	I_r	≤ 10 μ A
No-load supply current	I_0	≤ 10 mA
Operating voltage display	LED, green	
Indication of the switching state	LED, yellow	

Ambient conditions

Ambient temperature	-25 ... 70 °C (-13 ... 158 °F)
---------------------	--------------------------------

Mechanical specifications

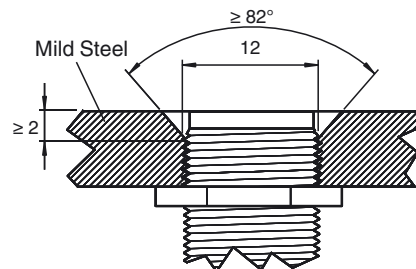
Connection type	cable PUR , 2 m
Core cross-section	0.34 mm ²
Housing material	Stainless steel 1.4305 / AISI 303
Sensing face	Stainless steel 1.4305 / AISI 303
Protection degree	IP69K

Compliance with standards and directives

Standard conformity	
Standards	EN 60947-5-2:2007 IEC 60947-5-2:2007

Approvals and certificates

UL approval	cULus Listed, General Purpose
CSA approval	cCSAus Listed, General Purpose
CCC approval	Products with a maximum operating voltage of ≤ 36 V do not bear a CCC marking because they do not require approval.



Sensor face is flush with mounting surface.

Release date: 2012-07-05 18:10 Date of issue: 2012-07-05 911278_eng.xml