



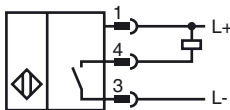
Model Number

NMB5-12GM65-E0-V1

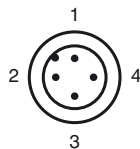
Features

- 5 mm flush
- Stainless steel sensing face
- Increased operating distance

Connection



Pinout



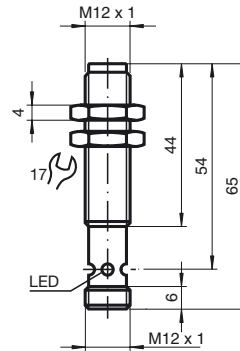
Wire colors in accordance with EN 60947-5-2

1	BN	(brown)
2	WH	(white)
3	BU	(blue)
4	BK	(black)

Accessories

- V1-G-2M-PUR**
Cable socket, M12, 4-pin, PUR cable
- V1-W-2M-PUR**
Cable socket, M12, 4-pin, PUR cable
- AB-12**
Mounting aid

Dimensions



Technical Data

General specifications

Switching element function	NPN	NO
Rated operating distance	s_n	5 mm
Installation	flush (Requirements: see drawing below)	
Output polarity	DC	
Assured operating distance	s_a	0 ... 4.05 mm
Actuating element	Ferrous and nonferrous targets	
Reduction factor r_{Al}	0.3	
Reduction factor r_{Cu}	0.2	
Reduction factor r_{304}	0.85	
Reduction factor r_{St37}	1	

Nominal ratings

Operating voltage	U_B	10 ... 30 V DC
Switching frequency	f	0 ... 360 Hz
Hysteresis	H	3 ... 15 typ. 5 %
Reverse polarity protection	reverse polarity protected	
Short-circuit protection	pulsing	
Voltage drop	U_d	≤ 2 V DC
Operating current	I_L	≤ 200 mA
Off-state current	I_r	≤ 10 μ A
No-load supply current	I_o	≤ 10 mA
Operating voltage display	LED, green	
Indication of the switching state	LED, yellow	

Ambient conditions

Ambient temperature	-25 ... 70 °C (-13 ... 158 °F)
---------------------	--------------------------------

Mechanical specifications

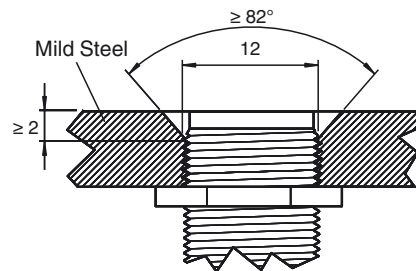
Connection type	Device connector M12 x 1, 4-pin
Housing material	Stainless steel 1.4305 / AISI 303
Sensing face	Stainless steel 1.4305 / AISI 303
Protection degree	IP67 / IP68 / IP69K - cordset dependent according to cable specification

Compliance with standards and directives

Standard conformity	
Standards	EN 60947-5-2:2007 IEC 60947-5-2:2007

Approvals and certificates

UL approval	cULus Listed, General Purpose
CSA approval	cCSAus Listed, General Purpose
CCC approval	Products with a maximum operating voltage of ≤ 36 V do not bear a CCC marking because they do not require approval.



Sensor face is flush with mounting surface.

Release date: 2012-12-13 14:36 Date of issue: 2012-12-13 911275_eng.xml