



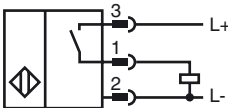
Model Number

NMB10-18GM70-E2-V94

Features

- 10 mm flush
- Stainless steel sensing face
- Increased operating distance

Connection



Pinout



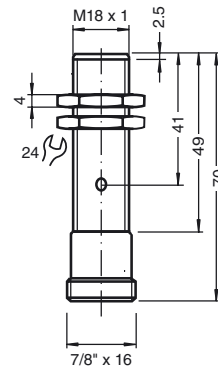
Wire colors

1	BK	(black)
2	WH	(white)
3	RD	(red)
4	GN	(green)

Accessories

V94-W-YE2M-STOOW
Female connector, 7/8" - 16 UNF, 4-pin, PVC cable

Dimensions



Technical Data

General specifications

Switching element function	PNP	NO
Rated operating distance	s_n	10 mm
Installation	flush (Requirements: see drawing below)	
Output polarity	DC	
Assured operating distance	s_a	0 ... 8.1 mm
Actuating element	Ferrous and nonferrous targets	
Reduction factor r_{Al}	0.4	
Reduction factor r_{Cu}	0.25	
Reduction factor r_{304}	0.85	
Reduction factor r_{Si37}	1	

Nominal ratings

Operating voltage	U_B	10 ... 30 V DC
Switching frequency	f	240 Hz
Hysteresis	H	3 ... 15 typ. 10 %
Reverse polarity protection	reverse polarity protected	
Short-circuit protection	pulsing	
Voltage drop	U_d	≤ 2 V
Operating current	I_L	≤ 200 mA
Off-state current	I_r	10 μ A
No-load supply current	I_0	≤ 10 mA

Indicators/operating means

Operating display	Dual LED
	Green: power
	Yellow: output

Ambient conditions

Ambient temperature	-25 ... 70 °C (-13 ... 158 °F)
---------------------	--------------------------------

Mechanical specifications

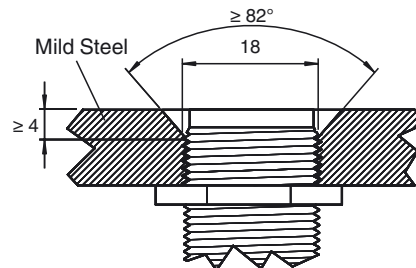
Connection type	Device connector 7/8"-16 UN , 4-pin
Housing material	Stainless steel 1.4305 / AISI 303
Sensing face	Stainless steel 1.4305 / AISI 303
Protection degree	IP67 / IP68 / IP69K - cordset dependent according to cable specification

Compliance with standards and directives

Standard conformity	
Standards	EN 60947-5-2:2007 IEC 60947-5-2:2007

Approvals and certificates

UL approval	cULus Listed, General Purpose
CSA approval	cCSAus Listed, General Purpose
CCC approval	Products with a maximum operating voltage of ≤ 36 V do not bear a CCC marking because they do not require approval.



Sensor face is flush with mounting surface.

Release date: 2012-12-13 14:34 Date of issue: 2012-12-13 911272_eng.xml