



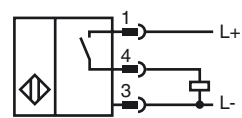
Model Number

NBB2-12GM50-E2-C3-V1

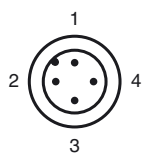
Features

- 2 mm flush
- 3-wire DC
- Weld Immune
- Slag repellent coatings

Connection



Pinout



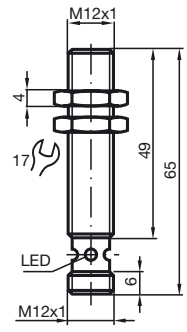
Wire colors in accordance with EN 60947-5-2

1	BN	(brown)
2	WH	(white)
3	BU	(blue)
4	BK	(black)

Accessories

- BF 12**
Mounting flange, 12 mm
- AB-12**
Mounting aid
- V1-G**
4-pin, M12 female field-attachable connector
- V1-W**
4-pin, M12 female field-attachable connector
- V1-G-OR2M-POC**
Female cordset, M12, 4-pin, TPE cable, welding-bead resistant
- V1-W-OR2M-POC**

Dimensions



Technical Data

General specifications		
Switching element function	PNP	NO
Rated operating distance	s_n	2 mm
Installation		flush
Output polarity		DC
Assured operating distance	s_a	0 ... 1.62 mm
Reduction factor r_{Al}		0.3
Reduction factor r_{Cu}		0.2
Reduction factor r_{304}		0.7
Nominal ratings		
Operating voltage	U_B	10 ... 30 V DC
Switching frequency	f	0 ... 1500 Hz
Hysteresis	H	typ. 5 %
Reverse polarity protection		reverse polarity protected
Short-circuit protection		pulsing
Voltage drop	U_d	≤ 3 V
Operating current	I_L	0 ... 200 mA
Off-state current	I_r	0 ... 0.5 mA typ. 0.1 μ A at 25 °C
No-load supply current	I_0	≤ 15 mA
Operating voltage display		LED, green
Switching state indication		Multihole-LED, yellow
Mag. Field strength, AC fields		200 mT
Mag. Field strength, DC fields		200 mT
Functional safety related parameters		
MTTF _d		2430 a
Mission Time (T_M)		20 a
Diagnostic Coverage (DC)		0 %
Ambient conditions		
Ambient temperature		-25 ... 70 °C (-13 ... 158 °F)
Mechanical specifications		
Connection type		Device connector M12 x 1 , 4-pin
Housing material		Brass, PTFE coated
Sensing face		Ceramic coated
Protection degree		IP67
Compliance with standards and directives		
Standard conformity		
Standards		EN 60947-5-2:2007 IEC 60947-5-2:2007
Approvals and certificates		
UL approval		cULus Listed, General Purpose
CSA approval		cCSAus Listed, General Purpose
CCC approval		Products with a maximum operating voltage of ≤ 36 V do not bear a CCC marking because they do not require approval.

Release date: 2013-01-21 12:14 Date of issue: 2013-01-21 910206_eng.xml