



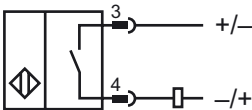
Model Number

NMB8-30GM55-Z0-C-FE-300MM-V1

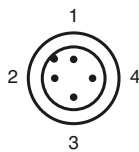
Features

- Stainless steel sensing face
- Sensing range 8 mm
- 2-wire DC
- Weld field immune
- Weld slag resistant coating
- Ferrous targets

Connection



Pinout



Wire colors in accordance with EN 60947-5-2

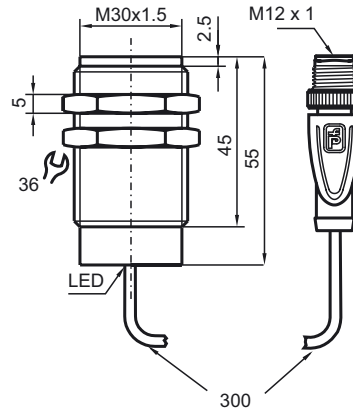
1	BN	(brown)
2	WH	(white)
3	BU	(blue)
4	BK	(black)

Accessories

AB-30-L3M-C
Mounting aid

V1-G-OR2M-POC
Female cordset, M12, 4-pin, TPE cable, welding-bead resistant

Dimensions



Technical Data

General specifications

Switching element function		DC	NO
Rated operating distance	s_n	8 mm	
Installation		flush	
Output polarity		DC	
Assured operating distance	s_a	0 ... 6.48 mm	
Actuating element		Ferrous targets	
Reduction factor r_{Al}		0	
Reduction factor r_{Cu}		0	
Reduction factor r_{304}		0.6 - 0.8	
Reduction factor r_{S137}		1	

Nominal ratings

Operating voltage	U_B	6 ... 30 V DC
Switching frequency	f	0 ... 5 Hz
Hysteresis	H	3 ... 15 typ. 5 %
Reverse polarity protection		reverse polarity protected
Short-circuit protection		no
Voltage drop	U_d	≤ 5.5 V DC
Operating current	I_L	≤ 200 mA
Off-state current	I_r	≤ 0.8 mA
Switching state indication		LED, red
Mag. Field strength, AC fields		250 mT
Mag. Field strength, DC fields		250 mT

Ambient conditions

Ambient temperature	-25 ... 70 °C (-13 ... 158 °F)
---------------------	--------------------------------

Mechanical specifications

Connection type	300 mm POC cable with 3-pin , M12 x 1 connector
Housing material	Xylan coated - Stainless steel 1.4305 / AISI 303
Sensing face	Xylan coated - Stainless steel 1.4305 / AISI 303
Protection degree	IP67 / IP68 / IP69K - cordset dependent according to cable specification

Compliance with standards and directives

Standard conformity	
Standards	EN 60947-5-2:2007 IEC 60947-5-2:2007

Approvals and certificates

UL approval	cULus Listed, General Purpose
CSA approval	cCSAus Listed, General Purpose
CCC approval	Products with a maximum operating voltage of ≤ 36 V do not bear a CCC marking because they do not require approval.

Release date: 2013-01-21 12:17 Date of issue: 2013-01-21 904961_eng.xml