

Features

- 4-channel
- Outputs Ex ia
- Analog output module for 0/4 mA ... 20 mA
- Installation in Zone 2, Zone 22, Div. 2, or safe area
- Simulation mode for service operations (forcing)
- Permanently self-monitoring
- Module can be exchanged under voltage (hot swap)

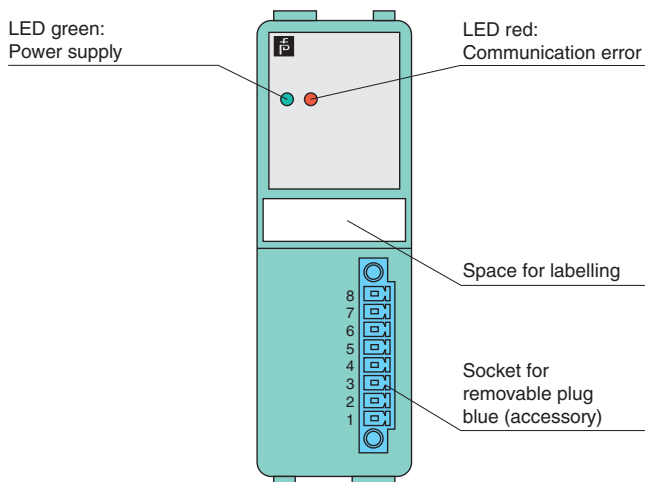
Function

The analog output drives positioners, proportional valves, I/P converters, or local indicators.

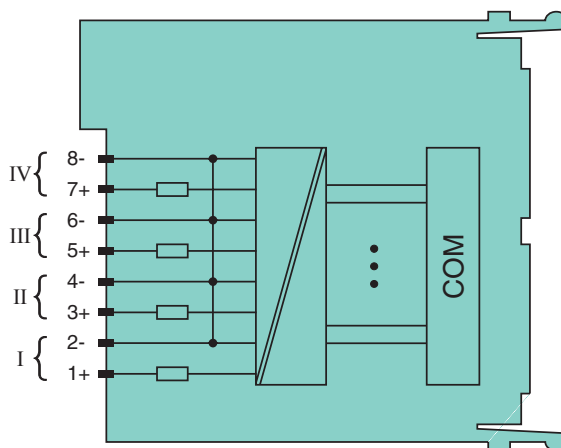
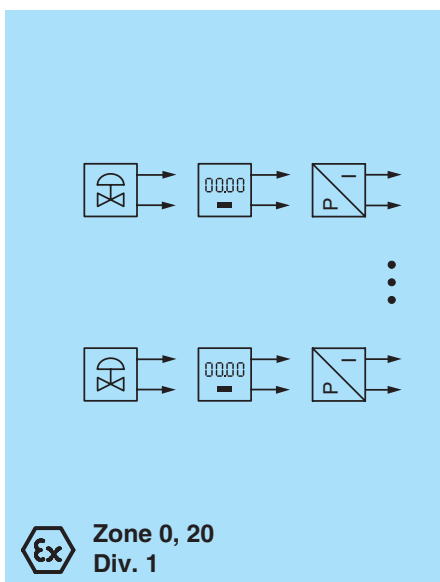
The outputs are galvanically isolated from the bus and the power supply (EN 60079-11).

Assembly

Front view



Connection



**Zone 2
Div. 2**

Release date 2012-12-17 11:07 Date of issue 2012-12-17 541974_eng.xml

Supply		
Connection	backplane bus	
Rated voltage	12 V DC , only in connection with the power supplies LB9***	
Power consumption	3 W	
Internal bus		
Connection	backplane bus	
Interface	manufacturer specific bus to standard Com Unit/gateway	
Output		
Connection	terminals 1+, 2-, 3+, 4-, 5+, 6-, 7+, 8-	
Current	4 ... 20 mA (0 ... 25 mA) short-circuit protected	
Load	750 Ω max.	
Watchdog	output off 0.5 s after serious fault	
Transfer characteristics		
Deviation	0.1 % of the input signal range at 20 °C (68 °F)	
Influence of ambient temperature	0.01 %/K of the input signal range	
Refresh time	58 ms (4 channels)	
Indicators/settings		
LED indicator	LED green: supply LED red: communication fault	
Labeling	space for labeling at the front	
Coding	mechanical coding at the front socket , optional	
Directive conformity		
Electromagnetic compatibility		
Directive 2004/108/EC	EN 61326-1	
Conformity		
Electromagnetic compatibility	NE 21	
Protection degree	IEC 60529	
Environmental test	EN 60068-2-14	
Shock resistance	EN 60068-2-27	
Vibration resistance	EN 60068-2-6	
Damaging gas	EN 60068-2-42	
Relative humidity	EN 60068-2-56	
Ambient conditions		
Ambient temperature	-20 ... 60 °C (-4 ... 140 °F)	
Storage temperature	-25 ... 85 °C (-13 ... 185 °F)	
Relative humidity	95 % non-condensing	
Shock resistance	shock type I, shock duration 11 ms, shock amplitude 50 m/s ² , number of shock directions 6, number of shocks per direction 100	
Vibration resistance	frequency range 5 ... 500 Hz, amplitude 5 ... 13.2 Hz ± 1.5 mm, 13.2 ... 100 Hz 1g, sweep rate 1 octave/min, duration 10 sweeps 5 Hz - 100 Hz - 5 Hz	
Damaging gas	for plugs: 21 days in 25 ppm SO ₂ , at 25 °C and 75 % rel. humidity, device G3	
Mechanical specifications		
Protection degree	IP20 (module) , mounted on backplane	
Connection	device plug (accessories) - removable terminals - plug with screw flange - wiring connection: spring terminals: (0.14 ... 1.5 mm ²), screw terminals: (0.08 ... 1.5 mm ²)	
Mass	approx. 150 g	
Dimensions	32 x 100 x 103 mm (1.26 x 3.9 x 4 in)	
Data for application in connection with Ex-areas		
EC-Type Examination Certificate	PTB 03 ATEX 2042 , for additional certificates see www.pepperl-fuchs.com	
Group, category, type of protection	⊕ II (1) G [Ex ia] IIC, ⊕ II (1) D [Ex iaD]	
Output		
Voltage	U _o	27.3 V
Current	I _o	93 mA
Power	P _o	635 mW (linear characteristic)
Declaration of conformity		
Group, category, type of protection, temperature class	⊕ II 3 G Ex nA IIC T4	
Electrical isolation		
Output/power supply, internal bus	safe electrical isolation acc. to IEC/EN 60079-11, voltage peak value 375 V	
Directive conformity		
Directive 94/9/EC	EN 60079-0, EN 60079-11, EN 60079-15, EN 60079-26, EN 61241-0, EN 61241-11	

Release date 2012-12-17 11:07 Date of issue 2012-12-17 541974_eng.xml

International approvals	
UL approval	E106378
IECEx approval	BVS 09.0037X , BVS 08.0011X
General information	
System information	The module has to be mounted in appropriate backplanes (LB9***) in Zone 2 or outside hazardous areas. Here, the corresponding declaration of conformity has to be observed. For use in hazardous areas (e. g. Zone 2, Zone 22 or Div. 2) the module must be installed in an appropriate enclosure.
Supplementary information	EC-Type Examination Certificate, Statement of Conformity, Declaration of Conformity, Attestation of Conformity and instructions have to be observed where applicable. For information see www.pepperl-fuchs.com .