



**Model Number**

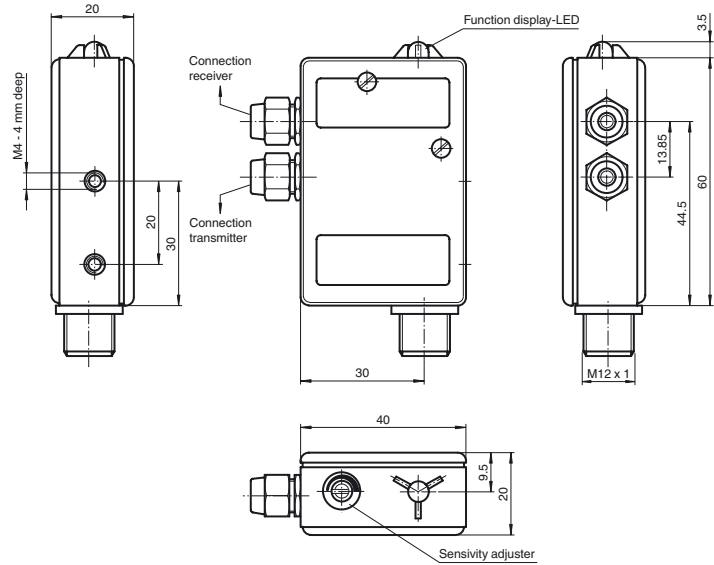
**SU11/40a/49/92**

external amplifier  
with 4-pin, M12 x 1 connector

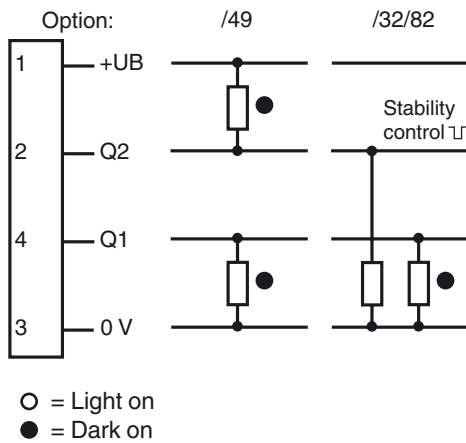
**Features**

- Signal converter for M4 cylindrical housing of the KT10 series
- Sensitivity adjuster
- Pre-fault indication
- Alignable housing
- Plug connection

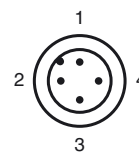
**Dimensions**



**Electrical connection**



**Pinout**



Release date: 2012-07-05 14:11 Date of issue: 2012-07-05 419751\_eng.xml

**Technical data****Functional safety related parameters**

MTTF <sub>d</sub>	940 a
Mission Time (T <sub>M</sub> )	20 a
Diagnostic Coverage (DC)	0 %

**Indicators/operating means**

Function display	LED red: 1-fold stability control LED green triple stability control
Controls	sensitivity adjustment
Controls	Light/Dark switch

**Electrical specifications**

Operating voltage	U <sub>B</sub>	10 ... 30 V DC
Ripple		10 %
No-load supply current	I <sub>0</sub>	40 mA

**Output**

Switching type	light/dark on	
Signal output	1 NPN, 1 PNP synchronized-switching, short-circuit protected, reverse polarity protected	
Switching voltage	30 V DC	
Switching current	200 mA	
Voltage drop	U <sub>d</sub>	< 2.5 V
Switching frequency	f	70 Hz
Response time		5 ms

**Ambient conditions**

Ambient temperature	-20 ... 60 °C (-4 ... 140 °F)
Storage temperature	-20 ... 75 °C (-4 ... 167 °F)

**Mechanical specifications**

Protection degree	IP65
Connection	connector M12 x 1, 4-pin
Material	
Housing	aluminum
Installation	2 Threading M4
Mass	60 g

**Compliance with standards and directives**

Standard conformity	
Product standard	EN 60947-5-2:2007
Shock and impact resistance	IEC / EN 60068. half-sine, 50 g in each X, Y and Z directions
Vibration resistance	IEC / EN 60068-2-6. Sinus. 10 -150 Hz, 5 g in each X, Y and Z directions

**Approvals and certificates**

CCC approval	Products with a maximum operating voltage of ≤36 V do not bear a CCC marking because they do not require approval.
--------------	--

**Accessories****KT10-8-80**

Diffuse mode sensor

**KT10/33**

Diffuse mode sensor

**KT10-8-H-8**

Background suppression sensor

**KS/KSE10**

Thru-beam sensor

Other suitable accessories can be found at [www.pepperl-fuchs.com](http://www.pepperl-fuchs.com)