



MLV40-8-H-150-65/40a/49/115

Reflection light scanner with background suppression

MLV40-8-H-150-65/40a/49/115

with 2 m fixed cable



- ◆ Sturdy aluminium housing
- ◆ Scratch-resistant and solvent resistant optical covering made of glass
- ◆ Minimal black-/white difference
- ◆ Sensing range adjuster and light/dark switch
- ◆ Less space required

General specifications

Detection range	10 ... 150 mm
Light source	IRED
Black/White difference (6 %/90 %)	< 10 %
Approvals	CE
USA	UL
Kanada	UL
Adjustment range	70 ... 150 mm
Reference target	standard white 100 mm X 100 mm
Light type	infrared, modulated light
Diameter of the light spot	approx. 5 mm at 150 mm
Angle of divergence	approx. 7 °
Ambient light limit	100000 Lux

Indicators/operating means

Function display	LED yellow, lights up with receiver lit
Operating elements	Sensing range adjuster, bright/dark changeover switch

Electrical specifications

Operating voltage	10 ... 30 V DC
Ripple	5 %
No-load supply current I ₀	40 mA

Output

Switching type	light/dark switching
Signal output	1 pnp and 1 npn short-circuit proof, protected against reverse polarity
Switching voltage	max. 30 V DC
Switching current	max. 200 mA
Switching frequency f	100 Hz
Response time	5 ms

Standard conformity

Standards	EN 60947-5-2
-----------	--------------

Ambient conditions

Ambient temperature	-20 ... 60 °C (253 ... 333 K)
Storage temperature	-20 ... 75 °C (253 ... 348 K)

Mechanical specifications

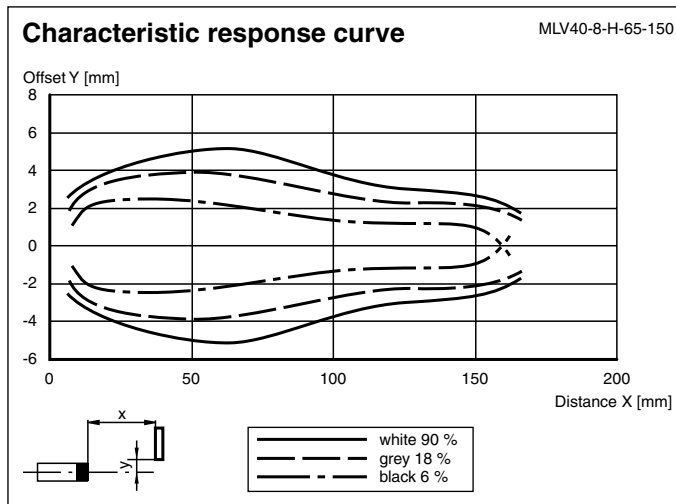
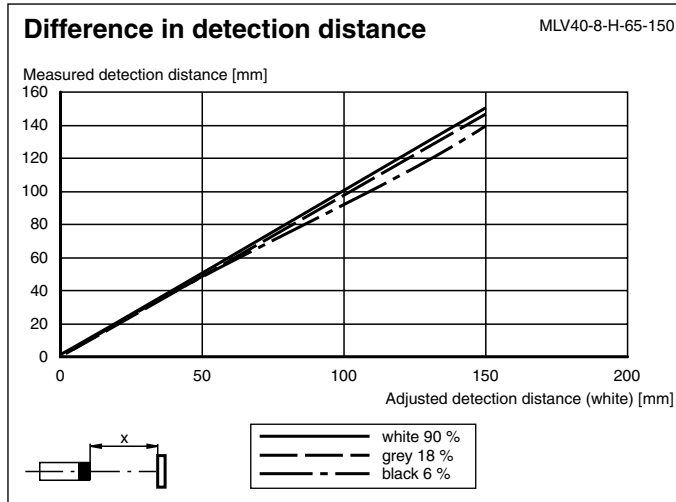
Protection degree	IP65
Connection	Fixed cable 2 m
Material	
Housing	aluminium
Optical face	glass
Mass	100 g

Release date: 2004-07-27 16:00 Date of issue: 2005-06-29 419370_ENG.xml

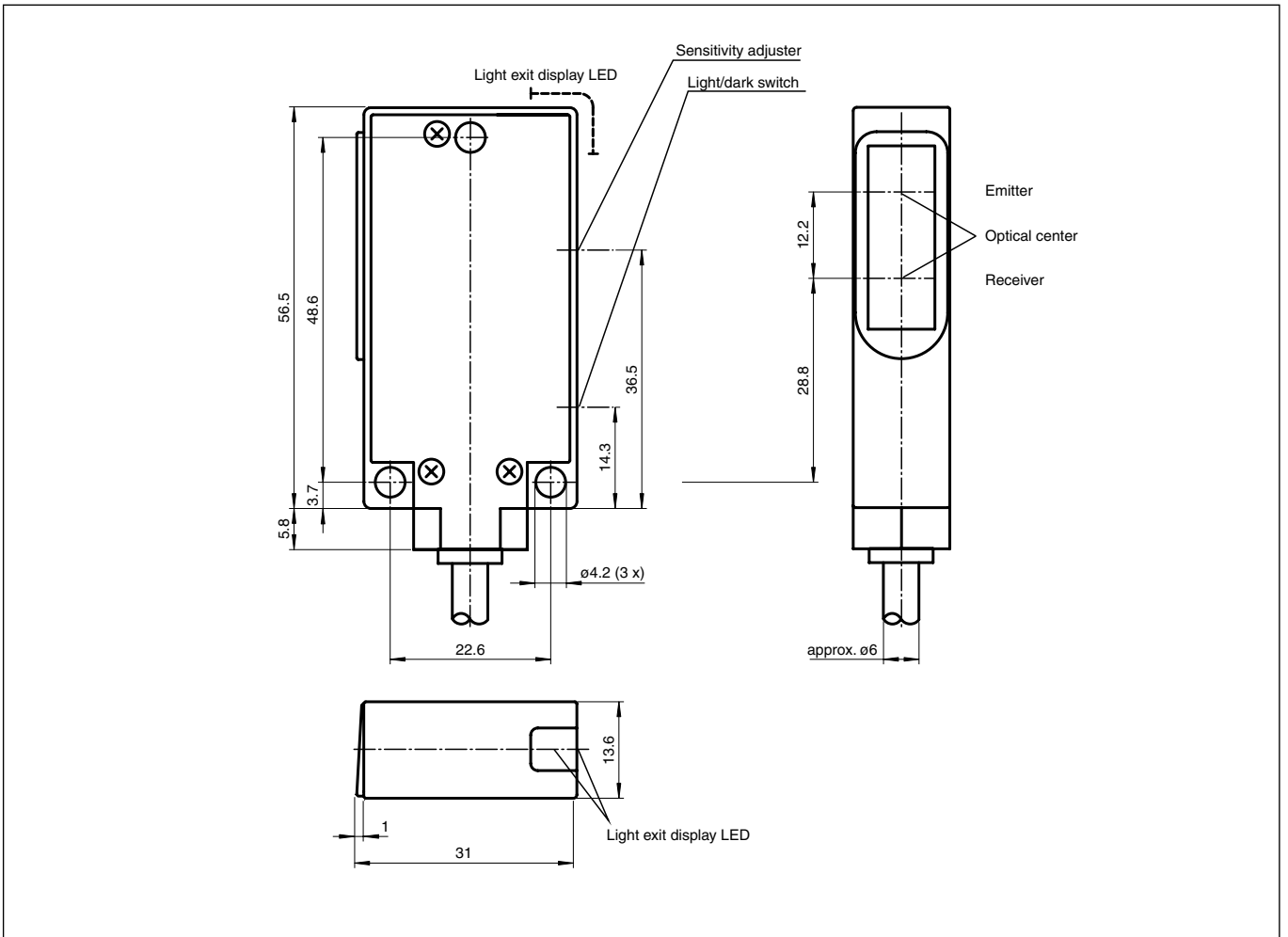


MLV40-8-H-150-65/40a/49/115

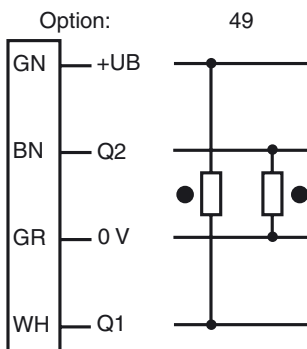
Curves/Diagrams



Dimensions



Electrical connection



○ = light on, ● = dark on