

RL21-54/49

Reflection light beam switch with polarisation filter

RL21-54/49

with terminal compartment

CE



- ◆ Detection range up to 8 m
- ◆ Sturdy plastic housing
- ◆ Optical surface made of scratch-resistant glass
- ◆ Pre-fault indication
- ◆ Transistor output
- ◆ Operating voltage DC

Date of edition 12/10/03

General specifications

Effective detection range	0.25 ... 4000 mm
Reflector distance	250 ... 4000 mm
Threshold detection range	8000 mm with reflector C110-2
Light source	LED
Approvals	CE
Light type	red, alternating light
Diameter of the light spot	approx. 100 mm at 4000 mm detection range
Angle of divergence	approx. 2 °
Ambient light limit	80000 Lux

Indicators/operating means

Function display	LED, red/green, red when falling short of the stability control, green when stability control ≥ 3
Operating elements	Programming switch for light/dark ON, timer functions, time adjuster

Electrical specifications

Operating voltage	10 ... 30 V DC
Ripple	10 %
No-load supply current I_0	40 mA

Output

Output of the pre-fault indication	1 pnp
Switching type	Light/dark ON, switchable
Signal output	1 pnp and 1 npn short-circuit proof, protected against reverse polarity
Switching voltage	30 V DC
Switching current	max. 200 mA
Switching frequency f	35 Hz
Response time	10 ms
Timer function	GAN, GAB, IAB, programmable, adjustment range 0.1 ... 10 s

Standard conformity

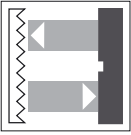
Standards	EN 60947-5-2
-----------	--------------

Ambient conditions

Ambient temperature	-20 ... 60 °C (253 ... 333 K)
Storage temperature	-20 ... 75 °C (253 ... 348 K)

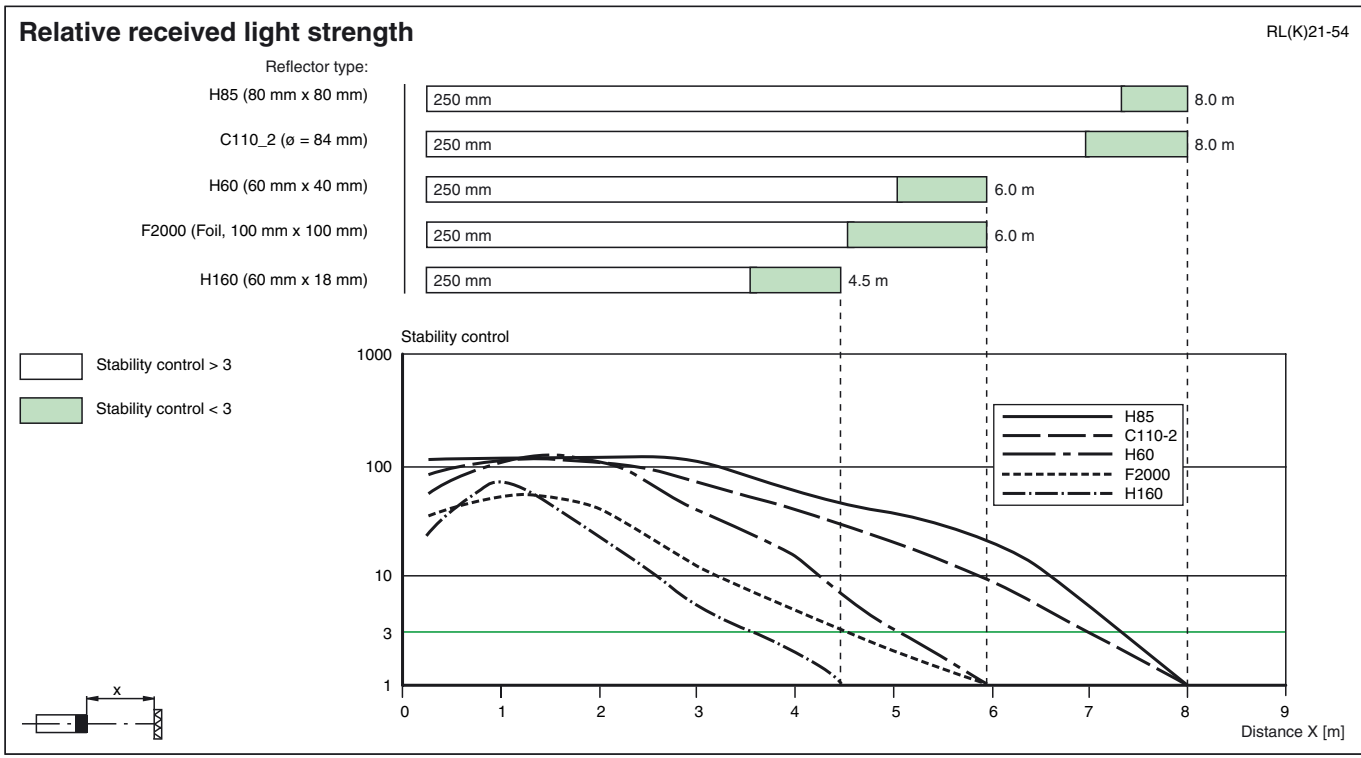
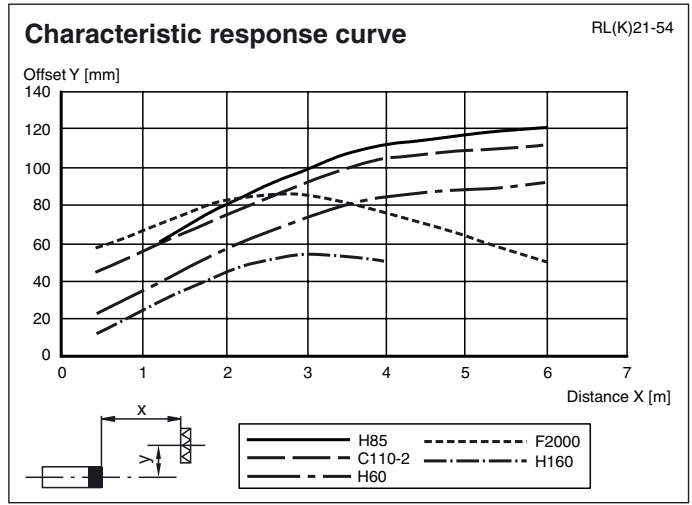
Mechanical specifications

Protection degree	IP65
Connection	terminal compartment
Material	
Housing	Terluran GV15
Optical face	glass
Mass	130 g



RL21-54/49

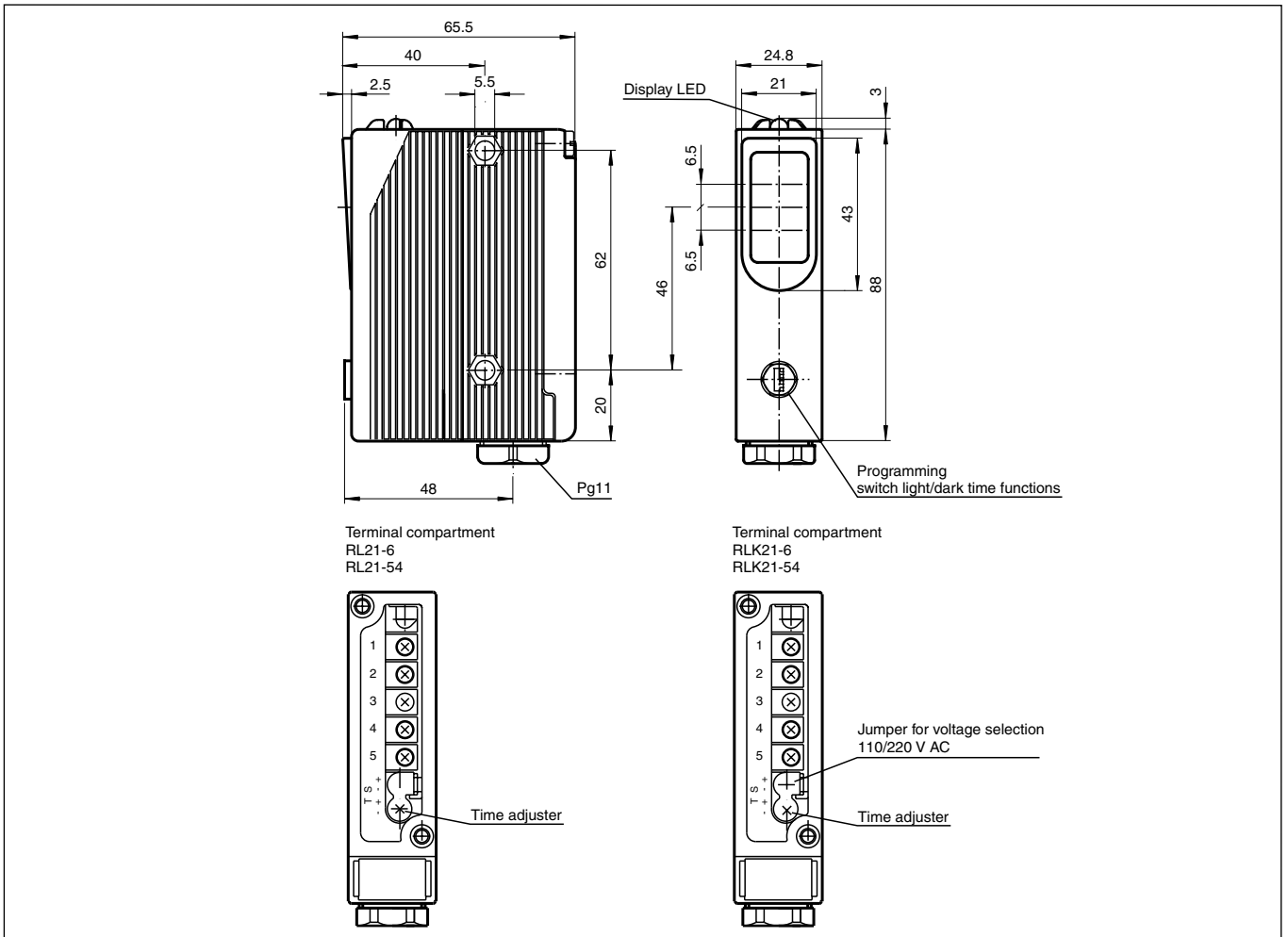
Curves/Diagrams



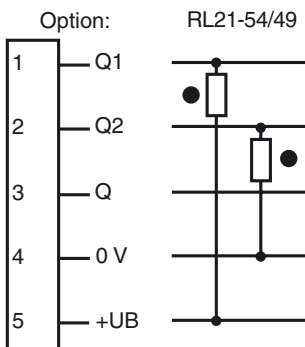
Note

Should not be used for new designs!

Dimensions



Electrical connection



○ = light on, ● = dark on