



Model Number

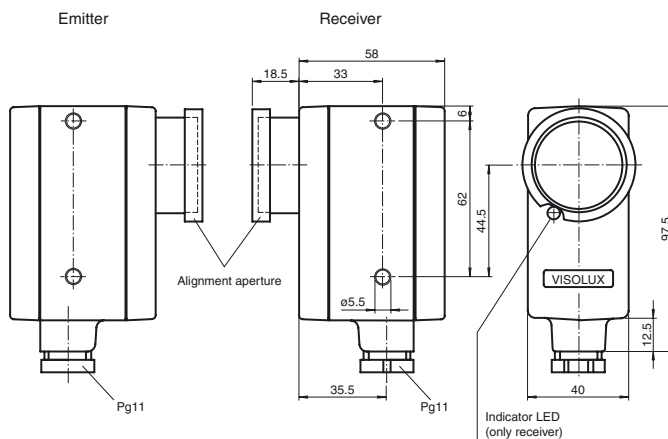
L30/LK30-1502

Fire protection sensor
with terminal compartment

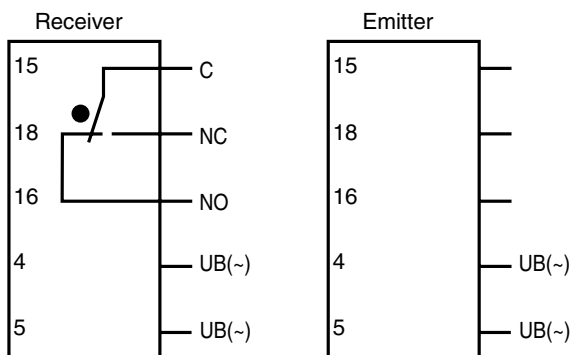
Features

- Thru-beam sensor for safety devices on fire protection enclosures (Fire doors)
- Approval in accordance with VdS Test Report FSA and externally monitored manufacture (Ü Symbol)
- Very high Excess Gain
- Protection degree IP65
- In the event of fire the smoke is disregarded, while persons in the smoke are detected

Dimensions



Electrical connection



Release date: 2007-09-21 11:43 Date of issue: 2012-08-01 418220_eng.xml

Technical data

General specifications

Effective detection range	0 ... 10 m
Light source	IRED
Light type	modulated infrared light
Approvals	CE
Tests	Verband der Sachversicherer e. V. report: FSA 8902
Angle of divergence	Emitter: 1.2 ° Receiver: 4 °

Indicators/operating means

Function display	LED red, lights up with receiver lit
------------------	--------------------------------------

Electrical specifications

Operating voltage	U_B	230 V AC \pm 15 %
Power consumption	P_0	3 VA

Output

Switching type	dark on	
Signal output	Relay, 1 alternator	
Switching voltage	max. 250 V AC	
Switching current	max. 2 A	
Switching power	500 VA	
Switching frequency	f	25 Hz
Response time	20 ms	

Standard conformity

Standards	EN 60947-5-2
-----------	--------------

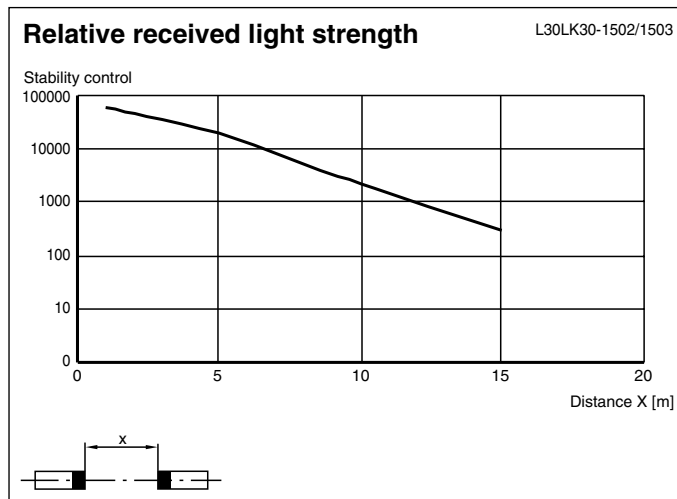
Ambient conditions

Ambient temperature	-20 ... 60 °C (-4 ... 140 °F)
Storage temperature	-20 ... 75 °C (-4 ... 167 °F)

Mechanical specifications

Protection degree	IP65
Connection	terminal compartment
Material	
Housing	Makrolon GV20
Optical face	glass
Mass	Emitter: approx. 200 g receiver: approx. 225 g

Curves/Diagrams



Additional Information

Usage:

Safety equipment is required by the Association of Property Insurers e.V. (registered German organization) for automatic door control systems of fire protection terminations.

Fire protection terminations are fire protection doors, gates and flaps approved by legislative authorities that prevent fire from spreading through hallways, passageways or shafts in the event of a fire. A self-closing mechanism, in the simplest case a mechanical device for storing energy, holds the door permanently closed. Exceptions are possible if the areas in question are heavily traveled pass-throughs or passageways. Doors or gates of this type also stay open continuously. An automatic door control system holds the door fixed in an open state until a smoke detector in the vicinity of the door signals the danger of a fire. To keep the gate from closing just at the moment when a person or object is in the area that would be affected by it closing, this area must be monitored by a safety mechanism that ignores any buildup of smoke, but does reliably record persons in the smoke. The light barrier is insensitive to reflecting and shining objects.

Because of its relatively high functional reserve at detection ranges of 0 - 10 m, the L30/LK30-1502/-1503 light barrier is suitable for use as safety equipment for automatic door control systems on fire protection terminations.

Mounting notes

Setting

Two pass-through drill holes for M5 screws are available in the housing to ensure the light barriers are securely fastened in place. If desired, an adjustable support bracket is also available as an accessory. The support bracket makes it easy to adjust the sensors at an angle of inclination of up to 10° in a vertical and horizontal direction.

The model number for the support bracket is OMH-21

Adjustment:

You can adjust the devices by setting up the adjustment apertures included with delivery both on the transmitter and on the receiver optical system. When the apertures are removed again after the function display LED in the receiver housing lights up, optimal alignment is ensured.

Maintenance:

During prescribed maintenance on safety equipment, the alignment of the light barriers must be verified on a regular basis with the aid of the alignment apertures.

We recommend that you clean the optical surface at regular intervals.