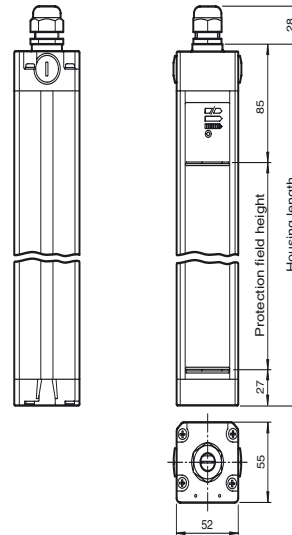




**Dimensions**



**Model Number**

**SLC30-1800**  
with 2 separate fail-safe semiconductor outputs

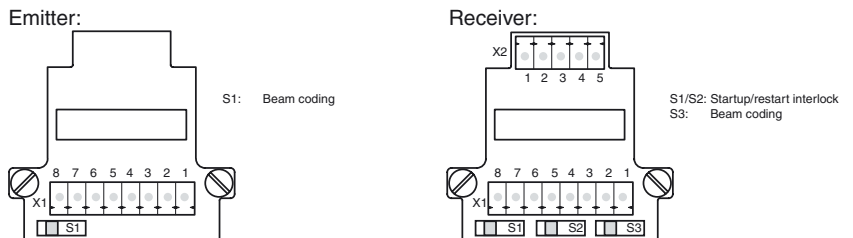
**Features**

- Sensing range up to 15 m
- Resolution 30 mm (hand protection)
- Protective field height up to 1800 mm
- Self-monitoring (type 4 according to IEC/EN 61496-1)
- Master/Slave detection, Plug and Play
- Start/Restart disable
- Protection degree IP67
- Integrated function display
- Pre-fault indication
- Safety outputs OSSD in potential-separated semiconductor design or with monitored, compelled connection NC-contacts
- Optional with relay monitor (Option 129)
- Optional with ATEX certificates for zone 2 and 22 and protection degree IP66 (Option 133)

**Accessories**

- PG SLC-1800**  
Protective glass panes for SLC series
- BA SLC**  
laser alignment aid for safety light curtains series SLC

**Electrical connection**



Terminal	Emitter	Receiver SLC...-R (semiconductor output)	Receiver SLC...-R/129 (Relay monitor)
X1:1	Functional earth	Functional earth	Functional earth
X1:2		Test (input)	Relay monitor
X1:3		0 V OSSD	0 V OSSD
X1:4		24 V OSSD	24 V OSSD
X1:5		OSSD2 (output)	OSSD2 (output)
X1:6		OSSD1 (output)	OSSD1 (output)
X1:7	0 V AC/DC	0 V DC	0 V DC
X1:8	24 V AC/DC	24 V DC	24 V DC
X2:1		Start release (output)	Start release (output)
X2:2		Status OSSD (output)	Status OSSD (output)
X2:3	Not placed on board	n.c.	n.c.
X2:4		n.c.	n.c.
X2:5		Startup readiness (input)	Startup readiness (input)

Release date: 2012-08-01 11:56 Date of issue: 2012-08-01 417960\_eng.xml

**Technical data****General specifications**

Effective detection range	0.2 ... 15 m
Light source	IREDD
Light type	modulated infrared light
Approvals	TÜV, UL
Tests	IEC/EN 61496
Safety type according to IEC/EN 61496	4
Marking	CE
Width of protected area	0.2 ... 15 m
Protection field height	1800 mm
Number of beams	96
Operating mode	can be selected with or without start/restart disable
Optical resolution	30 mm
Angle of divergence	< 5 °

**Functional safety related parameters**

Safety Integrity Level (SIL)	SIL 3
Performance level (PL)	PL e
Category	Cat. 4
Mission Time (T <sub>M</sub> )	20 a
PFH <sub>d</sub>	1.35 E-8
Type	4

**Indicators/operating means**

Operating display	7-segment display in emitter
Diagnostics display	7-segment display in receiver
Function display	in receiver: LED red: OSSD off LED green: OSSD on LED yellow: Protected area free, system start-ready
Pre-fault indication	LED orange
Controls	switch for start/restart disable, transmission coding

**Electrical specifications**

Operating voltage	U <sub>B</sub>	24 V DC (-30 %/+25 %)
No-load supply current	I <sub>0</sub>	Emitter: ≤ 100 mA receiver: ≤ 150 mA
Protection class		III

**Input**

Activation current	approx. 10 mA
Activation time	0.03 ... 1 s
Test input	Reset-input for system test
Function input	Start release

**Output**

Safety output	2 separated fail safe semiconductor outputs
Signal output	1 PNP each, max. 100 mA for start readiness and OSSD status
Switching voltage	Operating voltage -2 V
Switching current	max. 0.5 A
Response time	30 ms

**Ambient conditions**

Ambient temperature	0 ... 55 °C (32 ... 131 °F)
Storage temperature	-25 ... 70 °C (-13 ... 158 °F)
Relative humidity	max. 95 %, not condensing

**Mechanical specifications**

Housing length L	1910 mm
Protection degree	IP67
Connection	M20 cable gland , terminal compartment with screw terminals, lead cross-section max. 1.5 mm <sup>2</sup>
Connection options	Further electrical connection options on request: Connector M12, 8-pin Connector DIN 43 651 Hirschmann, 6-pin+PE Connector M26x11 Hirschmann, 11-pin+PE
Material	
Housing	extruded aluminum profile, RAL 1021 (yellow) coated
Optical face	Plastic pane
Mass	Per 5700 g

**General information**

System components	
Emitter	SLC30-1800-T
Receiver	SLC30-1800-R


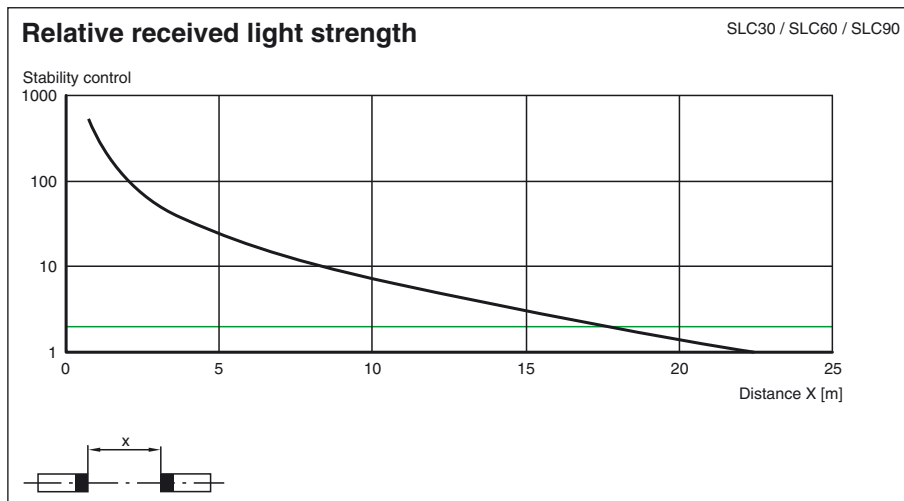
**Compliance with standards and directives**

Directive conformity	
Machinery Directive 2006/42/EC	EN ISO 13849-1:2008 EN 61496-1:2004/A1:2008
EMC Directive 2004/108/EC	EN 61000-6-4:2007 + A1:2011
Standard conformity	
Standards	IEC 61496-2:2006 EN 50178:1997

**Approvals and certificates**

CE conformity	CE
UL approval	cULus Listed
CCC approval	Products with a maximum operating voltage of $\leq 36$ V do not bear a CCC marking because they do not require approval.
TÜV approval	TÜV

**Curves/Diagrams**



Release date: 2012-08-01 11:56 Date of issue: 2012-08-01 417960\_eng.xml

**Notes**

**Master slave mode**

Subject to modifications without notice

Pepperl+Fuchs Group  
www.pepperl-fuchs.com

USA: +1 330 486 0001  
fa-info@us.pepperl-fuchs.com

Germany: +49 621 776-4411  
fa-info@pepperl-fuchs.com

Copyright Pepperl+Fuchs

Singapore: +65 6779 9091  
fa-info@sg.pepperl-fuchs.com

Master: SLC...-... (semiconductor)  
or  
SLC...-.../31 (relay)  
Slave: SLC...-...-S

Using slaves makes it possible to lengthen protective fields or to form protective fields that lie in more than just one level. When you select slaves that can be connected, you should take into consideration that the maximum number of 96 light rays must not be exceeded.

There are slaves for transmitters and receivers. These may simply be connected to the master light curtain. As many as 2 slaves may be connected respectively to the transmitter and receiver unit.

Installation:

- 1 The end cap should be screwed off for the light curtain (without cable gland).
- 2 The plug-in jumper on the connectors of the printed circuit board, which is now visible, should be removed.
- 3 The slave is designed so that the cap located on the cable connector can be plugged directly onto the open end of the light curtain with the printed circuit board.
- 4 After you have screwed on the connection cap, the system is complete.

### System accessories

- Mounting set SLC
- Test rods SLC14/SLC30/SLC60
- Protective glass pieces for SLC (to protect the optically functional surface)
- Lateral screwed connection SLC
- Profile alignment aid
- Laser alignment aid SLC
- Mirror for SLC (for securing hazardous areas on multiple sides)
- Ground pillar UC SLP/SLC
- Housing for pillar  
Enclosure UC SLP/SLC
- Collision protector  
Damping UC SLP/SLC