



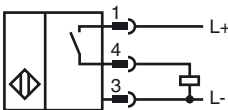
Model Number

NBB2-8GS30-E2-V1

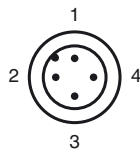
Features

- 2 mm flush
- Stainless steel version
- Extended temperature range

Connection



Pinout



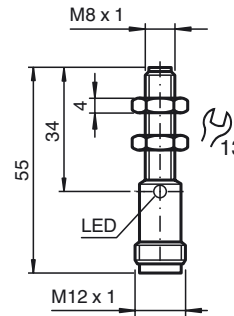
Wire colors in accordance with EN 60947-5-2

1	BN	(brown)
3	BU	(blue)
4	BK	(black)

Accessories

- BF 8**
Mounting flange, 8 mm
- EXG-08**
Quick mounting bracket with dead stop
- V1-W**
4-pin, M12 female field-attachable connector
- V1-G**
4-pin, M12 female field-attachable connector

Dimensions



Technical Data

General specifications

Switching element function	PNP	NO
Rated operating distance	s_n	2 mm
Installation		flush
Output polarity		DC
Assured operating distance	s_a	0 ... 1.62 mm
Actuating element		structural steel, e. g. 1.0037, SR235JR (formerly St37-2) 8 mm x 8 mm x 1 mm
Reduction factor r_{Al}		0.4
Reduction factor r_{Cu}		0.3
Reduction factor r_{304}		0.7
Reduction factor r_{Brass}		0.45

Nominal ratings

Operating voltage	U_B	10 ... 30 V
Switching frequency	f	0 ... 2000 Hz
Hysteresis	H	0.02 ... 0.4 mm
Reverse polarity protected		yes
Short-circuit protection		yes
Overload resistance		yes
Inductive overvoltage protection		yes
Surge suppression		yes
Ripple		10 %
Voltage drop	U_d	≤ 2.5 V
Repeat accuracy		0.1 mm
Operating current	I_L	0 ... 200 mA
Off-state current	I_r	0.01 mA
No-load supply current	I_0	≤ 7 mA
Indication of the switching state		LED, yellow

Functional safety related parameters

MTTF _d	2560 a
Mission Time (T _M)	20 a
Diagnostic Coverage (DC)	0 %

Ambient conditions

Ambient temperature	-25 ... 85 °C (-13 ... 185 °F)
Storage temperature	-40 ... 85 °C (-40 ... 185 °F)

Mechanical specifications

Connection type	Device connector M12 x 1 , 4-pin
Housing material	Stainless steel 1.4305 / AISI 303
Sensing face	PBT
Protection degree	IP67
Mass	7 g

Compliance with standards and directives

Standard conformity	
Standards	EN 60947-5-2:2007 IEC 60947-5-2:2007

Approvals and certificates

CCC approval	Products with a maximum operating voltage of ≤ 36 V do not bear a CCC marking because they do not require approval.
--------------	--

Release date: 2012-05-24 15:20 Date of issue: 2012-05-24 236527_eng.xml