



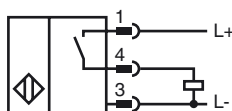
Model Number

NBB5-18GM50-E2-T-V1

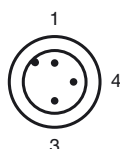
Features

- Extended temperature range
- 5 mm flush

Connection



Pinout



Wire colors in accordance with EN 60947-5-2

1	BN	(brown)
3	BU	(blue)
4	BK	(black)

Accessories

EXG-18

Quick mounting bracket with dead stop

BF 18

Mounting flange, 18 mm

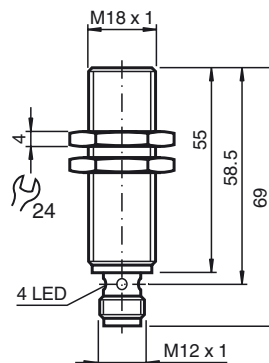
V1-W

4-pin, M12 female field-attachable connector

V1-G

4-pin, M12 female field-attachable connector

Dimensions



Technical Data

General specifications

Switching element function	PNP	NO
Rated operating distance	s_n	5 mm
Installation		flush
Output polarity		DC
Assured operating distance	s_a	0 ... 4.05 mm
Actuating element		mild steel, e. g. 1.0037, SR235JR (formerly St37-2) 18 mm x 18 mm x 1 mm
Reduction factor r_{Al}		0.4
Reduction factor r_{Cu}		0.3
Reduction factor r_{304}		0.7
Reduction factor r_{Brass}		0.4

Nominal ratings

Installation conditions		
A		10 mm
B		11 mm
F		30 mm
Operating voltage	U_B	10 ... 30 V
Switching frequency	f	0 ... 800 Hz
Hysteresis	H	0.04 ... 1.15 mm
Reverse polarity protection		reverse polarity protected
Short-circuit protection		pulsing
Overload resistance		yes
Wire breakage protection		yes
Inductive overvoltage protection		yes
Surge suppression		yes
Ripple		10 %
Voltage drop	U_d	≤ 2.5 V
Repeat accuracy		0.15 mm
Operating current	I_L	0 ... 200 mA
Off-state current	I_r	0.01 mA
No-load supply current	I_0	≤ 7 mA
Time delay before availability	t_v	≤ 40 ms
Switching state indication		Multihole-LED, yellow

Functional safety related parameters

MTTF _d	1935 a
Mission Time (T _M)	20 a
Diagnostic Coverage (DC)	0 %

Ambient conditions

Ambient temperature	-25 ... 100 °C (-13 ... 212 °F)
Storage temperature	-40 ... 100 °C (-40 ... 212 °F)

Mechanical specifications

Connection type	Device connector M12 x 1 , 3-pin
Housing material	brass, nickel-plated
Sensing face	PBT
Protection degree	IP67
Mass	50 g

Compliance with standards and directives

Standard conformity	
Standards	EN 60947-5-2:2007 IEC 60947-5-2:2007

Approvals and certificates

CCC approval	Products with a maximum operating voltage of ≤ 36 V do not bear a CCC marking because they do not require approval.
--------------	--