



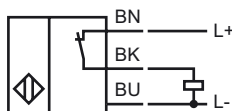
Model Number

NEN6-8GM45-E3

Features

- Increased operating distance
- 6 mm non-flush

Connection

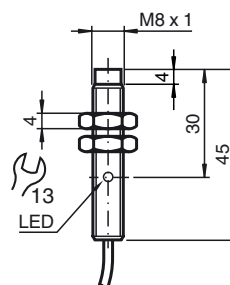


Accessories

BF 8

Mounting flange, 8 mm

Dimensions



Technical Data

General specifications

Switching element function		PNP	NC
Rated operating distance	s_n	6 mm	
Installation		non-flush	
Output polarity		DC	
Assured operating distance	s_a	0 ... 4.86 mm	
Actuating element		mild steel, e. g. 1.0037, SR235JR (formerly St37-2)	
		18 mm x 18 mm x 1 mm	
Reduction factor r_{Al}		0.5	
Reduction factor r_{Cu}		0.45	
Reduction factor r_{304}		0.8	
Reduction factor r_{Brass}		0.55	

Nominal ratings

Installation conditions			
A		in steel 1.0037 (St37): 8 mm	
B		12 mm	
C		18 mm	
F		28 mm	
Operating voltage	U_B	10 ... 30 V DC	
Switching frequency	f	0 ... 750 Hz	
Hysteresis	H	0.06 ... 0.6 mm	
Reverse polarity protection		yes	
Short-circuit protection		pulsing	
Overload resistance		yes	
Wire breakage protection		yes	
Surge suppression		yes	
Ripple		10 %	
Voltage drop	U_d	≤ 2 V	
Repeat accuracy		0.3 mm	
Operating current	I_L	0 ... 200 mA, above 50°C ≤ 150 mA	
Off-state current	I_r	≤ 10 μ A	
No-load supply current	I_0	≤ 15 mA	
Time delay before availability	t_v	≤ 50 ms	
Indication of the switching state		LED, yellow	

Functional safety related parameters

MTTF _d	1740 a
Mission Time (T _M)	20 a
Diagnostic Coverage (DC)	0 %

Ambient conditions

Ambient temperature	-25 ... 85 °C (-13 ... 185 °F)
Storage temperature	-40 ... 85 °C (-40 ... 185 °F)

Mechanical specifications

Connection type	cable PUR, 2 m
Core cross-section	0.14 mm ²
Housing material	brass, nickel-plated
Sensing face	PBT
Protection degree	IP67
Mass	50 g
Tightening torque, fastening screws	max. 2 Nm

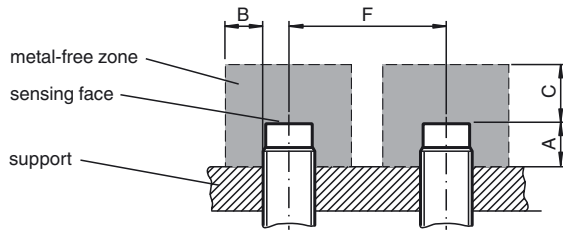
Compliance with standards and directives

Standard conformity	
Standards	EN 60947-5-2:2007 IEC 60947-5-2:2007

Approvals and certificates

UL approval	cULus Listed, General Purpose, Class 2 Power Source
CCC approval	Products with a maximum operating voltage of ≤ 36 V do not bear a CCC marking because they do not require approval.

Installation conditions



Release date: 2012-10-19 14:20 Date of issue: 2012-10-19 231699_eng.xml