



Model Number

SU100/25/145/165
external amplifier

Features

- Control interface unit for ML10 series miniature sensors
- Housing with removable, mechanical coded terminals
- 3 independent channels
- 3 Push-pull outputs
- Function display for all outputs
- No TEACH-IN required
- Tamper-proof version with no adjustments

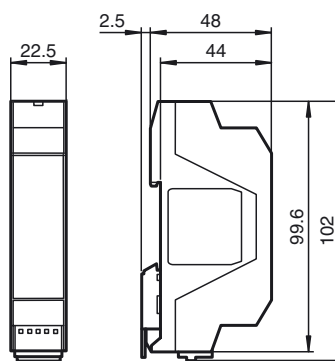
Product information

The SU100 sensor is a signal converter for maximum three miniature fiber-like sensor with real background suppression (BGS) of the ML10 series.

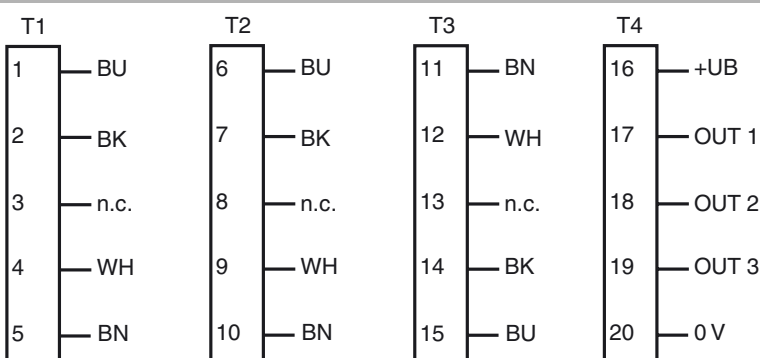
The SU100 series features the independent operation of the miniature ML10 series and provides 3 independently operated outputs for each sensor.

Release date: 2012-11-28 13:30 Date of issue: 2012-11-28 229653_eng.xml

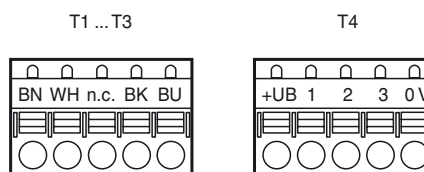
Dimensions



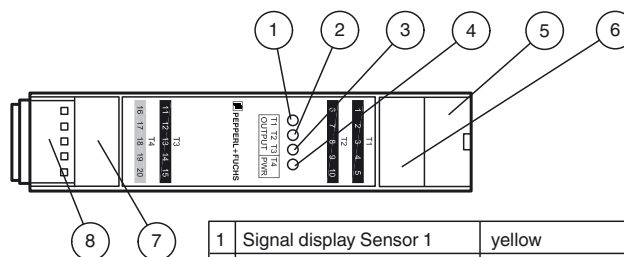
Electrical connection



Pinout



Indicators/operating means



1	Signal display Sensor 1	yellow
2	Signal display Sensor 2	yellow
3	Signal display Sensor 3	yellow
4	Operation display	green
5	Connection T1	Sensor 1
6	Connection T2	Sensor 2
7	Connection T3	Sensor 3
8	Terminal T4	Power & 3 Outputs

Technical data**General specifications**

Detection range	depends on the sensor being used
-----------------	----------------------------------

Functional safety related parameters

MTTF _d	1840 a
Mission Time (T _M)	20 a
Diagnostic Coverage (DC)	0 %

Indicators/operating means

Operating display	LED green, statically lit Power on
Function display	LED yellow (3x) : lights when object is detected

Electrical specifications

Operating voltage	U _B	10 ... 30 V DC
Ripple		10 %
No-load supply current	I ₀	< 75 mA

Input

Number/Type	T1, T2, T3 for connection sensors series ML10
-------------	---

Output

Number/Type	T4	
Switching type	NPN light on	
Signal output	3 push-pull (4 in 1) outputs, short-circuit proof, reverse polarity protected	
Switching voltage	max. 30 V DC	
Switching current	max. 100 mA	
Voltage drop	U _d	< 2.5 V
Switching frequency	f	1000 Hz
Response time		500 μs

Ambient conditions

Ambient temperature	-20 ... 60 °C (-4 ... 140 °F)
Storage temperature	-20 ... 75 °C (-4 ... 167 °F)

Mechanical specifications

Protection degree	IP20
Connection	removable spring terminals T1 - T4
Material	
Housing	PA 66-FR
Installation	Standard rail acc. to DIN EN 60715 , 35 mm DIN rail
Mass	60 g

Compliance with standards and directives

Standard conformity	
Product standard	EN 60947-5-2:2007 IEC 60947-5-2:2007
Shock and impact resistance	IEC / EN 60068. half-sine, 40 g in each X, Y and Z directions
Vibration resistance	IEC / EN 60068-2-6. Sinus. 10 -2000 Hz, 10 g in each X, Y and Z directions

Approvals and certificates

UL approval	cULus Listed
CCC approval	Products with a maximum operating voltage of ≤36 V do not bear a CCC marking because they do not require approval.

Accessories**ML10-8-H-3,2-IR/115****V15S-G-2M-PVC**

Cable connector, M12, 5-pin, PVC cable

V15S-G-5M-PVC

Cable connector, M12, 5-pin, PVC cable

V15S-G-5M-PUR

Cable connector, M12, 5-pin, PUR cable

Schraubendreher 0,5 x 3,0 mm

Screwdriver

Bracket SU

Mounting bracket for DIN rail

Other suitable accessories can be found at www.pepperl-fuchs.com