



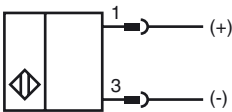
Model Number

NCN4-12GM60-B3B-C2-V1

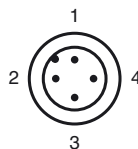
Features

- Comfort series
- 4 mm non-flush
- A/B slave with extended addressing possibility for up to 62 slaves
- Cylindrical
- NO/NC selectable
- On/Off delay (disconnectable)

Connection



Pinout



Accessories

BF 12

Mounting flange, 12 mm

V1-G

4-pin, M12 female field-attachable connector

EXG-12

Quick mounting bracket with dead stop

V1-W

4-pin, M12 female field-attachable connector

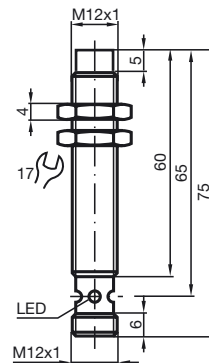
V1-W-2M-PUR

Cable socket, M12, 4-pin, PUR cable

V1-G-2M-PUR

Cable socket, M12, 4-pin, PUR cable

Dimensions



Technical Data

General specifications

Switching element function		NO/NC programmable
Rated operating distance	s_n	4 mm
Installation		non-flush
Output polarity		AS-Interface
Assured operating distance	s_a	0 ... 3.24 mm
Reduction factor r_{Al}		0.37
Reduction factor r_{Cu}		0.36
Reduction factor r_{304}		0.74
Slave type		A/B slave
AS-Interface specification		V3.0
Required master specification		≥ V2.1

Nominal ratings

Operating voltage	U_B	26.5 ... 31.9 V via AS-i bus system
Switching frequency	f	0 ... 500 Hz
Hysteresis	H	1 ... 15 typ. 5 %
Reverse polarity protection		reverse polarity protected
No-load supply current	I_0	≤ 25 mA
Time delay before availability	t_v	≤ 1000 ms
Alternating magnetic field	B	100 mT
Indication of the switching state		dual-LED, yellow
Fault indication		dual-LED, red

Functional safety related parameters

MTTF _d	2140 a
Mission Time (T_M)	20 a
Diagnostic Coverage (DC)	0 %

Ambient conditions

Ambient temperature	-25 ... 70 °C (-13 ... 158 °F)
Storage temperature	-40 ... 85 °C (-40 ... 185 °F)

Mechanical specifications

Connection type	Device connector M12 x 1 , 4-pin
Housing material	Stainless steel 1.4305 / AISI 303
Sensing face	PBT
Protection degree	IP67

Compliance with standards and directives

Standard conformity	
Standards	EN 60947-5-2:2007 IEC 60947-5-2:2007

Approvals and certificates

UL approval	cULus Listed, General Purpose
CSA approval	cCSAus Listed, General Purpose
CCC approval	Products with a maximum operating voltage of ≤36 V do not bear a CCC marking because they do not require approval.

Programming Instructions

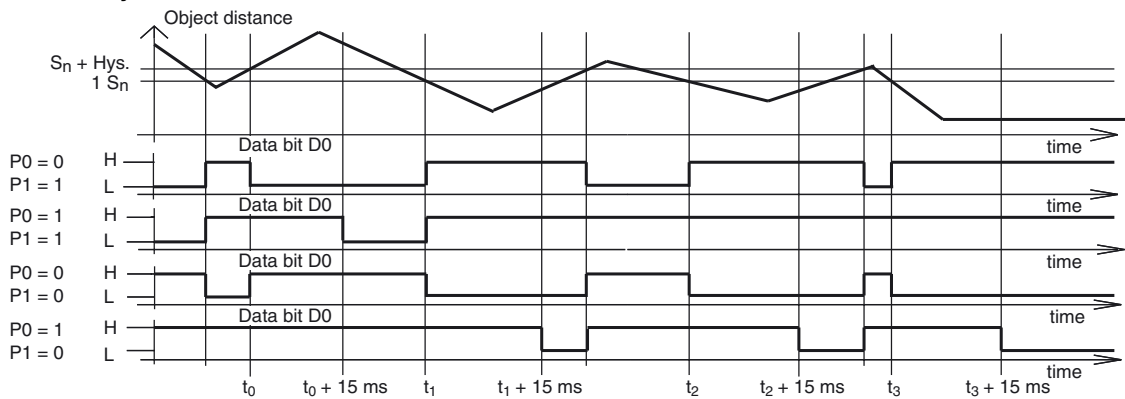
Adress 00 preset, alterable via Busmaster or programming units
 IO-Code 0
 ID-Code A
 ID1-Code 7
 ID2-Code E

Data bit
 Bit Function
 D0 Switching state
 D1 not used
 D2 not used
 D3 not used

Parameter bit
 Bit Function
 P0 ON / Off delay activated* / deactivated
 P1 Switching element function NO* / NC
 P2 not used
 P3 not used

*Standard setting

On/off delay:



The on/off delay is preset and switched on (P0=1). On delay approx.15 ms, when P0=1 and NO function (P1=1). Off delay approx.15 ms, when P0=1 and NC function (P1=0).

Release date: 2012-11-15 11:24 Date of issue: 2012-11-15 226329_eng.xml