



**Model Number**

**ODT-MAC403-LD-WH-MC**

Stationary multicode read device for all common 1D, 2D and Pharmacodes at speeds of 10 m/s, angled line-of-sight, VGA resolution, Ethernet

**Features**

- 10 m/s motion speed
- 30 scans per second
- All common 1D or 2D codes can be read
- Integrated error image memory
- VGA output

**Function**

The stationary reading device is an optical identification system for reading up to 26 several code symbology.

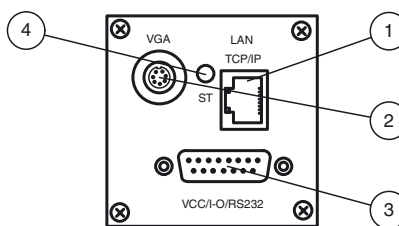
With its high-performance signal processor, a partial image capture function, and optimized decoding algorithms, the device features extremely high reading speeds.

The stationary reading device can be configured easily and quickly using a normal web browser via the standard Ethernet interface. The reading device also features an integrated error image memory.

Typical areas of application are

- Document handling
- Printing machines
- Identification in the packaging and warehouse sector
- PCB identification

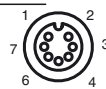
**Indicating / Operating means**



1	Socket LAN	
2	Socket VGA	
3	Plug 24VDC + IO	
4	Status LED	yellow/red/green

**Electrical connection**

**VGA**



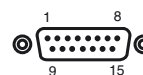
Pin	Signal
1	OUT VSYNC
2	GND
3	OUT R
4	OUT G
5	GND
6	OUT B
7	OUT HSYNC

**LAN**



Pin	Signal
1	TX+ Ethernet
2	TX- Ethernet
3	RX+ Ethernet
4	NC
5	NC
6	RX- Ethernet
7	NC
8	NC

**VCC/I-O/RS232**



Pin	Signal	Pin	Signal
1	GND	9	OUT 1
2	GND	10	OUT 2
3	GND IO	11	IN 1
4	+UB	12	NC
5	+UB	13	TX RS232
6	+UB IO	14	RX RS232
7	NC	15	IN 3
8	IN 2		

Release date: 2011-09-28 12:12 Date of issue: 2011-09-28 224617\_eng.xml

**Technical data****General specifications**

Light type	Integrated LED lightning (white)
Symbologies	Maxi Code, PDF 417, Data Matrix, QR Code, MicroPDF 417, GoCode, UCC Composite, Aztec Code, Code 39, Code 128, UPC, EAN, JAN, Int 2 of 5, Codabar, Code 93, UCC RSS, POSTNET, PLANET, Japanese Post, Australia Post, Royal Mail, RM4SCC, KIX Code, Codablock, Pharmacode
Read distance	120 mm
Depth of focus	± 20 mm
Reading field	70 mm x 50 mm
Sensor principle	Camera system
Evaluation frequency	max. 30 Hz
Target velocity	triggered ≤ 10 m/s

**Nominal ratings**

<b>Camera</b>	
Type	CMOS , Global shutter
Number of pixels	752 x 480 pixels
Gray scale	256
Image recording	real-time , Program-controlled or triggered externally

**Indicators/operating means**

LED indicator	for good/poor reading , ,
---------------	---------------------------

**Electrical specifications**

Operating voltage	$U_B$	24 V DC ± 15% , PELV
No-load supply current	$I_0$	max. 250 mA
Power consumption	$P_0$	6 W

**Interface**

Physical	RS 232
Protocol	ASCII
Transfer rate	9600 ... 115200 Bit/s
Cable length	max. 30 m

**Interface 1**

Interface type	Ethernet
Protocol	TCP/IP
Transfer rate	100 MBit/s
Cable length	max. 30 m

**Input**

Input voltage	to be applied externally 24 V ± 15% PELV
Number/Type	1 trigger input optional up to 4 inputs
Input current	approx. 5 mA at 24 V DC
Cable length	max. 30 m

**Output**

Number/Type	2 electronic outputs, PNP , optically decoupled
Switching voltage	to be applied externally 24 V ± 15 % PELV
Switching current	100 mA each output
Cable length	max. 30 m

**Output 1**

Output type	Video output, RGB (75 Ohm), 1 Vpp
Resolution	VGA, 800 x 600 pixels

**Ambient conditions**

Ambient temperature	0 ... 45 °C (32 ... 113 °F)
Storage temperature	-20 ... 60 °C (-4 ... 140 °F)

**Mechanical specifications**

Protection degree	IP20
Connection	Video: 7-pin socket Power supply/interfaces/inputs and outputs: Sub-D 15-pin UNC LAN : RJ-45 socket, 8-pin
<b>Material</b>	
Housing	powder coated diecast zinc
Mass	approx. 760 g

**Compliance with standards and directives**

<b>Directive conformity</b>	
EMC Directive 2004/108/EC	EN 61326-1 , EN 61000-6-4
<b>Standard conformity</b>	
Noise immunity	EN 61326-1
Emitted interference	EN 61000-6-4
Protection degree	EN 60529
Laser class	IEC 60825-1:2007

**Accessories****ODZ-MAC-CAB-VIDEO**

Video cable VGA

**ODZ-MAC-CAB-24V-R2-2M**

Connecting cable for power supply/RS 232

**ODZ-MAC-CAB-15POL-2,5M-FEMALE**

Connecting cable Sub-D jack, 15-pin

**ODZ-MAC-CAB-15POL-5M-FEMALE**

Connecting cable Sub-D jack, 15-pin

**ODZ-TRIGGERBOX-SK**

Trigger box for fixed mounted readers

**V45-G-10M-V45-G**

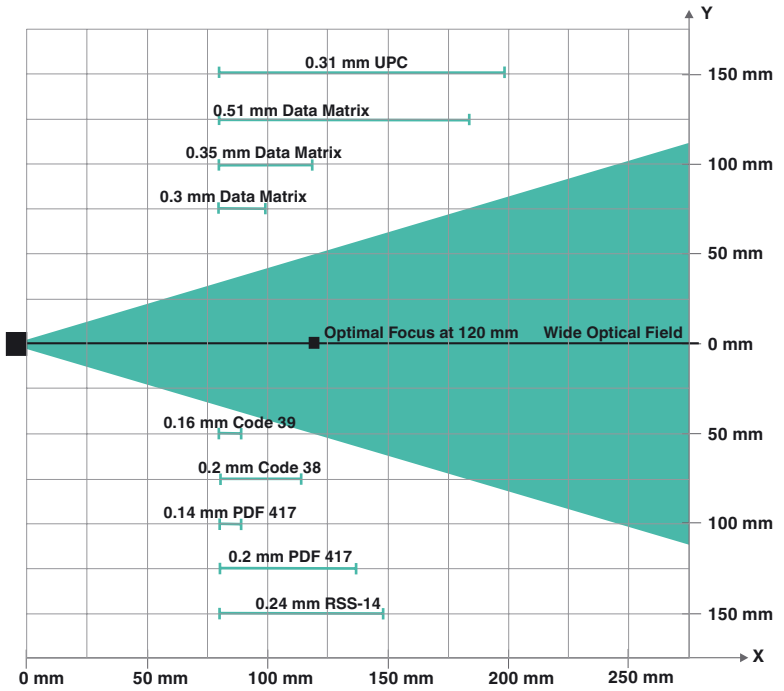
Network cable RJ-45, Category 5

**ODZ-MAC-PWR-24V**

24 V DC power supply

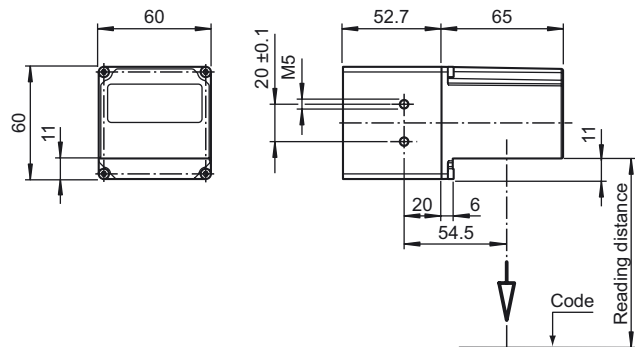
Additional accessories can be found in the Internet.

Read range for various symbologies



Note: Smallest symbology that can be read is 0,14 mm PDF417

Dimensions



Release date: 2011-09-28 12:12 Date of issue: 2011-09-28 224617\_eng.xml