



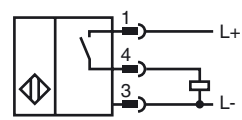
Model Number

NBB1-3M22-E2-0,3M-V3

Features

- 1 mm flush
- Miniature design
- Cable with M8 plug

Connection



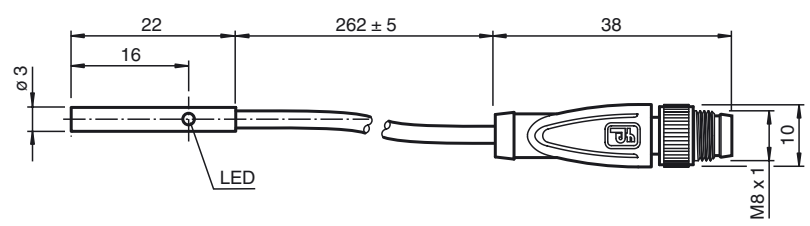
Pinout



Wire colors in accordance with EN 60947-5-2

1	BN	(brown)
3	BU	(blue)
4	BK	(black)

Dimensions



Technical Data

General specifications

Switching element function	PNP	NO
Rated operating distance	s_n	1 mm
Installation	flush	
Output polarity	DC	
Assured operating distance	s_a	0 ... 0.81 mm
Reduction factor r_{Al}		0.4
Reduction factor r_{Cu}		0.29
Reduction factor r_{304}		0.76
Reduction factor r_{Brass}		0.46

Nominal ratings

Operating voltage	U_B	10 ... 30 V
Switching frequency	f	0 ... 700 Hz
Hysteresis	H	typ. 5%
Reverse polarity protected		reverse polarity protected
Short-circuit protection		pulsing
Voltage drop	U_d	≤ 3 V
Operating current	I_L	0 ... 100 mA
Off-state current	I_r	0 ... 0.1 mA typ. at 25 °C
No-load supply current	I_0	≤ 10 mA
Indication of the switching state		LED, yellow

Functional safety related parameters

MTTF _d	1340 a
Mission Time (T _M)	20 a
Diagnostic Coverage (DC)	0 %

Ambient conditions

Ambient temperature	-25 ... 70 °C (-13 ... 158 °F)
---------------------	--------------------------------

Mechanical specifications

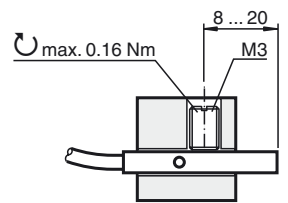
Connection type	Cable connector M8 x 1, 3-pin with PVC cable 300 mm
Core cross-section	0.055 mm ²
Housing material	Stainless steel 1.4305 / AISI 303
Sensing face	PC
Protection degree	IP67

Compliance with standards and directives

Standard conformity	
Standards	EN 60947-5-2:2007 IEC 60947-5-2:2007

Approvals and certificates

UL approval	cULus Listed, General Purpose
CSA approval	cCSAus Listed, General Purpose
CCC approval	Products with a maximum operating voltage of ≤ 36 V do not bear a CCC marking because they do not require approval.



Release date: 2012-05-22 11:15 Date of issue: 2012-05-22 224128_eng.xml