



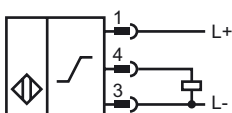
Model Number

NBB5-18GM60-I-V1

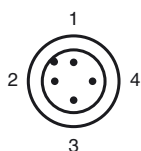
Features

- Inductive analog
- Output 4 mA ... 20 mA
- Embeddable mounting

Connection



Pinout



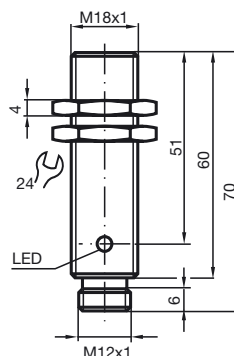
Wire colors in accordance with EN 60947-5-2

1	BN	(brown)
2	WH	(white)
3	BU	(blue)
4	BK	(black)

Accessories

- BF 18**
Mounting flange, 18 mm
- V1-G**
4-pin, M12 female field-attachable connector
- V1-W**
4-pin, M12 female field-attachable connector
- V1-G-2M-PUR**
Cable socket, M12, 4-pin, PUR cable
- V1-W-2M-PUR**
Cable socket, M12, 4-pin, PUR cable

Dimensions



Technical Data

General specifications	
Switching element function	Analog current output
Installation	embeddable
Output polarity	DC
Measurement range	1 ... 5 mm
Nominal ratings	
Operating voltage	U_B 10 ... 30 V
Repeat accuracy	0 ... 20 μ m
No-load supply current	I_0 \leq 12 mA
Analog output	
Output type	4 ... 20 mA
Slope of output characteristic	4 mA / mm
Linearity error	$\leq \pm 4$ % of full-scale value
Load resistor	$\leq 1000 \Omega$
Rate of current rise	
4 ... 20 mA	max. 4.8 A/s
20 ... 4 mA	max. 4.6 A/s
Recovery time	1 ... 10 ms , typ. 5 ms
Adjustment tolerance zero point	$\leq \pm 10$ % of full-scale value
Temperature drift	$\leq \pm 0.1$ %/K of the measured value
Operating voltage	≤ 1 %
Residual ripple	$\pm 30 \mu$ A
Ambient conditions	
Ambient temperature	-25 ... 70 °C (-13 ... 158 °F)
Mechanical specifications	
Connection type	Device connector M12 x 1 , 4-pin
Housing material	brass, nickel-plated
Sensing face	PBT
Protection degree	IP67
Compliance with standards and directives	
Standard conformity	
Standards	EN 60947-5-2:2007 IEC 60947-5-2:2007 EN 60947-5-7:2003 IEC 60947-5-7:2003

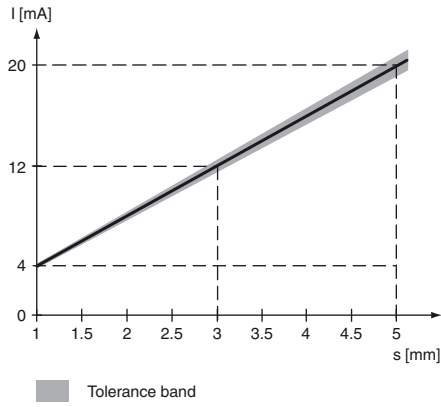
Approvals and certificates

UL approval	cULus Listed, General Purpose
CSA approval	cCSAus Listed, General Purpose
CCC approval	Products with a maximum operating voltage of ≤ 36 V do not bear a CCC marking because they do not require approval.

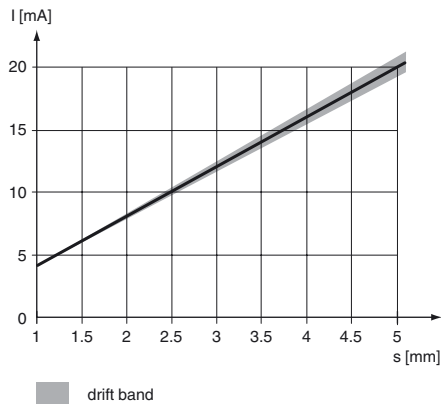
Release date: 2011-07-14 15:43 Date of issue: 2011-07-14 219079_eng.xml

Curves

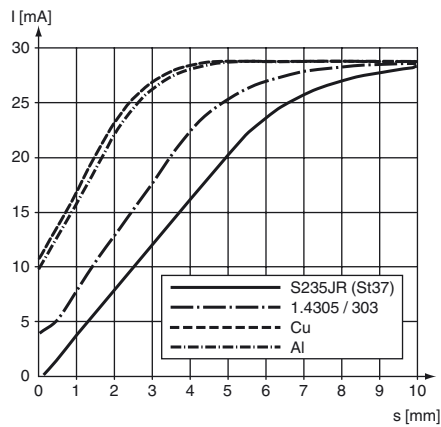
Output characteristics



Temperature drift



Reduction factor



Release date: 2011-07-14 15:43 Date of issue: 2011-07-14 219079_eng.xml