



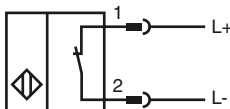
Model Number

NBN30-U4K-N0-V1

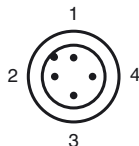
Features

- 30 mm non-flush

Connection



Pinout



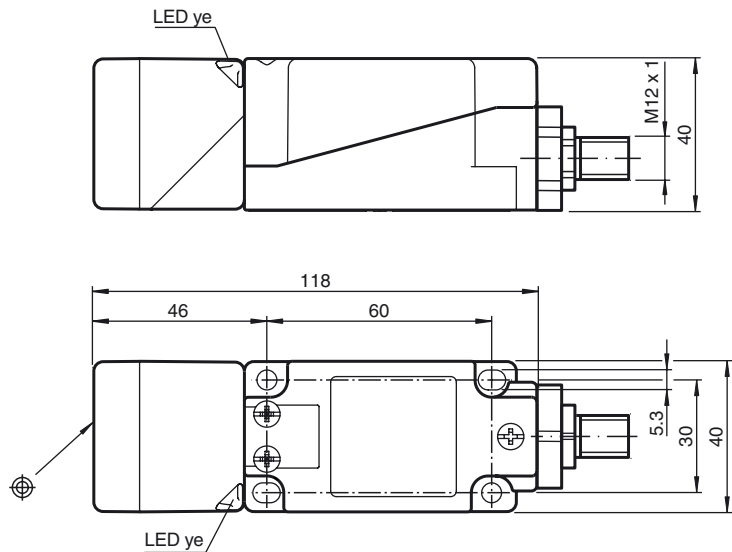
Wire colors in accordance with EN 60947-5-6

- | | | | |
|---|--|----|---------|
| 1 | | BN | (brown) |
| 2 | | BU | (blue) |

Accessories

- V1-W**
4-pin, M12 female field-attachable connector
- V1-W-2M-PUR**
Cable socket, M12, 4-pin, PUR cable
- V1-G-2M-PUR**
Cable socket, M12, 4-pin, PUR cable
- MHW 01**
Modular mounting bracket
- V1-G**
4-pin, M12 female field-attachable connector

Dimensions



Technical Data

General specifications

Switching element function		NAMUR, NC
Rated operating distance	s_n	30 mm
Installation		non-flush
Output polarity		DC
Assured operating distance	s_a	0 ... 24.3 mm
Reduction factor r_{AI}		0.31
Reduction factor r_{Cu}		0.3
Reduction factor r_{304}		0.74

Nominal ratings

Nominal voltage	U_o	8 V
Switching frequency	f	0 ... 150 Hz
Hysteresis	H	typ. 5 %
Reverse polarity protection		yes
Short-circuit protection		yes

Current consumption

Measuring plate not detected	≥ 2.2 mA
Measuring plate detected	≤ 1 mA
Switching state indication	LED, yellow

Ambient conditions

Ambient temperature	-25 ... 100 °C (-13 ... 212 °F)
Storage temperature	-40 ... 100 °C (-40 ... 212 °F)

Mechanical specifications

Connection type	Device connector M12 x 1, 4-pin
Housing material	PA/metal
Sensing face	PA
Protection degree	IP68 / IP69K
Mass	225 g
Note	Tightening torque: 1.8 Nm (housing) Tightening torque: 1.0 Nm (Screw terminal)

General information

Use in the hazardous area	see instruction manuals
Category	1G; 2G; 3G

Compliance with standards and directives

Standard conformity	
NAMUR	EN 60947-5-6:2000 IEC 60947-5-6:1999
Electromagnetic compatibility	NE 21:2007
Standards	EN 60947-5-2:2007 IEC 60947-5-2:2007

Approvals and certificates

UL approval	cULus Listed, General Purpose
CSA approval	cCSAus Listed, General Purpose
CCC approval	Products with a maximum operating voltage of ≤ 36 V do not bear a CCC marking because they do not require approval.

Release date: 2013-02-10 21:39 Date of issue: 2013-02-10 21:3835_eng.xml

ATEX 1G

Instruction

Manual electrical apparatus for hazardous areas

Device category 1G

for use in hazardous areas with gas, vapour and mist
94/9/EG

Directive conformity

Standard conformity

EN 60079-0:2009, EN 60079-11:2007, EN 60079-26:2007


Ignition protection "Intrinsic safety"

Use is restricted to the following stated conditions



CE marking

Ex-identification

 II 1G Ex ia IIC T6 Ga

EC-Type Examination Certificate

PTB 00 ATEX 2032 X

Appropriate type

NBN30-U.K-N0...

Effective internal capacitance C_i

≤ 105 nF ; a cable length of 10 m is considered.

Effective internal inductance L_i

≤ 300 μH ; a cable length of 10 m is considered.

General

The apparatus has to be operated according to the appropriate data in the data sheet and in this instruction manual.

The EC-Type Examination Certificate has to be observed. The special conditions must be adhered to!

Directive 94/9/EG and hence also EC-Type Examination Certificates apply in general only to the use of electrical apparatus under atmospheric conditions.

The use in ambient temperatures of > 60 °C was tested with regard to hot surfaces by the mentioned certification authority.

If the equipment is not used under atmospheric conditions, a reduction of the permissible minimum ignition energies may have to be taken into consideration.

Highest permissible ambient temperature

The temperature ranges, according to temperature class, are given in the EC-Type Examination Certificate. Note: Use the temperature table for category 1 !!! The 20 % reduction in accordance with EN 1127-1:2007 has already been accounted for in the temperature table for category 1.

Installation, Commissioning

Laws and/or regulations and standards governing the use or intended usage goal must be observed.

The intrinsic safety is only assured in connection with an appropriate related apparatus and according to the proof of intrinsic safety.

The associated apparatus must satisfy the requirements of category ia.

Due to the possible danger of ignition, which can arise due to faults and/or transient currents in the equipotential bonding system, galvanic isolation of the power supply and signal circuit is preferable. Associated apparatus without electrical isolation must only be used if the appropriate requirements of IEC 60079-14 are met.

Maintenance

No changes can be made to apparatus, which are operated in hazardous areas. Repairs to these apparatus are not possible.

Specific conditions

Protection from mechanical danger

When used in the temperature range below -20 °C the sensor should be protected from knocks by the provision of an additional housing.

Electrostatic charging

Electrostatic charges must be avoided on the mechanical housing components. Dangerous electrostatic charges on the mechanical housing components can be avoided by incorporating these in the equipotential bonding. When used in group IIC non-permissible electrostatic charges should be avoided on the plastic housing parts.

ATEX 2G

Instruction

Device category 2G

Directive conformity

Standard conformity

CE marking

Ex-identification

EC-Type Examination Certificate

Appropriate type

Effective internal capacitance C_i Effective internal inductance L_i

General

Highest permissible ambient temperature

Installation, Commissioning

Maintenance

Specific conditions

Protection from mechanical danger

Electrostatic charging

Manual electrical apparatus for hazardous areas

for use in hazardous areas with gas, vapour and mist


94/9/EG

EN 60079-0:2009, EN 60079-11:2007

Ignition protection "Intrinsic safety"

Use is restricted to the following stated conditions

 0102

 II 1G Ex ia IIC T6 Ga

PTB 00 ATEX 2032 X

NBN30-U.K-N0...

≤ 105 nF ; a cable length of 10 m is considered.

≤ 300 μH ; a cable length of 10 m is considered.

The apparatus has to be operated according to the appropriate data in the data sheet and in this instruction manual. The EC-Type Examination Certificate has to be observed. The special conditions must be adhered to!

Directive 94/9/EG and hence also EC-Type Examination Certificates apply in general only to the use of electrical apparatus under atmospheric conditions.

The use in ambient temperatures of > 60 °C was tested with regard to hot surfaces by the mentioned certification authority.

If the equipment is not used under atmospheric conditions, a reduction of the permissible minimum ignition energies may have to be taken into consideration.

The temperature ranges, according to temperature class, are given in the EC-Type Examination Certificate.

Laws and/or regulations and standards governing the use or intended usage goal must be observed. The intrinsic safety is only assured in connection with an appropriate related apparatus and according to the proof of intrinsic safety.

No changes can be made to apparatus, which are operated in hazardous areas.

Repairs to these apparatus are not possible.

When used in the temperature range below -20 °C the sensor should be protected from knocks by the provision of an additional housing.

Electrostatic charges must be avoided on the mechanical housing components. Dangerous electrostatic charges on the mechanical housing components can be avoided by incorporating these in the equipotential bonding.

When used in group IIC non-permissible electrostatic charges should be avoided on the plastic housing parts.

ATEX 3G (ic)

Instruction

Device category 3G (ic)

Directive conformity

Standard conformity

CE marking

Ex-identification

Effective internal capacitance C_i Effective internal inductance L_i

General

Installation, Commissioning

Maintenance

Specific conditionsfor $P_i=34$ mW, $I_i=25$ mA, T6for $P_i=34$ mW, $I_i=25$ mA, T5for $P_i=34$ mW, $I_i=25$ mA, T4-T1for $P_i=64$ mW, $I_i=25$ mA, T6for $P_i=64$ mW, $I_i=25$ mA, T5for $P_i=64$ mW, $I_i=25$ mA, T4-T1for $P_i=169$ mW, $I_i=52$ mA, T6for $P_i=169$ mW, $I_i=52$ mA, T5for $P_i=169$ mW, $I_i=52$ mA, T4-T1for $P_i=242$ mW, $I_i=76$ mA, T6for $P_i=242$ mW, $I_i=76$ mA, T5for $P_i=242$ mW, $I_i=76$ mA, T4-T1

Protection from mechanical danger

Electrostatic charging

Connection parts

Manual electrical apparatus for hazardous areas

for use in hazardous areas with gas, vapour and mist

94/9/EG

EN 60079-0:2009, EN 60079-11:2007 Ignition protection category "ic"

Use is restricted to the following stated conditions

CE**Ex** II 3G Ex ic IIC T6 Gc X ≤ 105 nF ; a cable length of 10 m is considered. ≤ 300 μ H ; A cable length of 10 m is considered.

The apparatus has to be operated according to the appropriate data in the data sheet and in this instruction manual. The data stated in the data sheet are restricted by this operating instruction!

The special conditions must be observed!

Laws and/or regulations and standards governing the use or intended usage goal must be observed. The sensor must only be operated with energy-limited circuits, which satisfy the requirements of IEC 60079-11. The explosion group complies with the connected, supplying, power limiting circuit.

No changes can be made to apparatus, which are operated in hazardous areas. Repairs to these apparatus are not possible.

73 °C (163.4 °F)

88 °C (190.4 °F)

100 °C (212 °F)

66 °C (150.8 °F)

81 °C (177.8 °F)

100 °C (212 °F)

45 °C (113 °F)

60 °C (140 °F)

89 °C (192.2 °F)

30 °C (86 °F)

45 °C (113 °F)

74 °C (165.2 °F)

The sensor must not be mechanically damaged.

When used in the temperature range below -20 °C the sensor should be protected from knocks by the provision of an additional housing.

Electrostatic charges must be avoided on the mechanical housing components. Dangerous electrostatic charges on the mechanical housing components can be avoided by incorporating these in the equipotential bonding.

When used in group IIC non-permissible electrostatic charges should be avoided on the plastic housing parts.

The connection parts are to be installed, such that a minimum protection class of IP20 is achieved, in accordance with IEC 60529.