



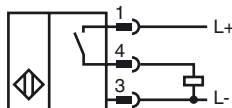
Model Number

NRN12-18GM50-E2-C-V1

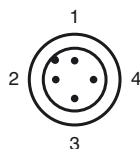
Features

- 12 mm non-flush
- Reduction factor = 1
- Weld Immune
- Magnetic field resistant

Connection



Pinout



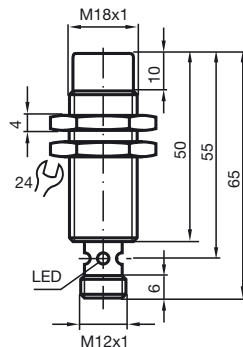
Wire colors in accordance with EN 60947-5-2

- | | | |
|---|----|---------|
| 1 | BN | (brown) |
| 2 | WH | (white) |
| 3 | BU | (blue) |
| 4 | BK | (black) |

Accessories

- BF 18**
Mounting flange, 18 mm
- V1-G**
4-pin, M12 female field-attachable connector
- V1-W**
4-pin, M12 female field-attachable connector
- V1-G-OR2M-POC**
Female cordset, M12, 4-pin, TPE cable, welding-bead resistant
- V1-W-OR2M-POC**
Female cordset, M12, 4-pin, TPE cable, welding-bead resistant

Dimensions



Technical Data

General specifications

Switching element function	PNP	NO
Rated operating distance	s_n	12 mm
Installation		non-flush
Output polarity		switched high
Assured operating distance	s_a	0 ... 9.72 mm
Reduction factor r_{Al}		1
Reduction factor r_{Cu}		1
Reduction factor r_{304}		1
Reduction factor r_{317}		1

Nominal ratings

Operating voltage	U_B	10 ... 30 V DC
Switching frequency	f	0 ... 600 Hz
Hysteresis	H	typ. 5 %
Reverse polarity protection		reverse polarity protected
Short-circuit protection		pulsing
Voltage drop	U_d	≤ 3 V
Operating current	I_L	0 ... 200 mA
Off-state current	I_r	0 ... 0.5 mA typ. 0.1 μ A at 25 °C
No-load supply current	I_0	≤ 15 mA
Switching state indication		Multihole-LED, yellow
Mag. Field strength, AC fields		200 mT
Mag. Field strength, DC fields		200 mT

Functional safety related parameters

MTTF _d	1230 a
Mission Time (T _M)	20 a
Diagnostic Coverage (DC)	0 %

Ambient conditions

Ambient temperature	-25 ... 70 °C (-13 ... 158 °F)
Storage temperature	-40 ... 85 °C (-40 ... 185 °F)

Mechanical specifications

Connection type	Device connector M12 x 1, 4-pin
Housing material	Brass, PTFE coated
Sensing face	Ryton R4
Protection degree	IP67

Compliance with standards and directives

Standard conformity	
Standards	EN 60947-5-2:2007 IEC 60947-5-2:2007

Approvals and certificates

Protection class	II
Rated insulation voltage	U_i 60 V
Design-impulse-voltage withstand	U_{imp} 800 V
UL approval	cULus Listed, General Purpose
CSA approval	cCSAus Listed, General Purpose
CCC approval	Products with a maximum operating voltage of ≤ 36 V do not bear a CCC marking because they do not require approval.

Release date: 2013-01-21 12:17 Date of issue: 2013-01-21 213613_eng.xml