



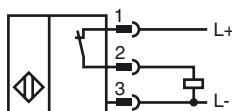
**Model Number**

NRN15-18GM50-E3-V1

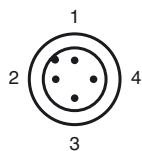
**Features**

- Reduction factor = 1
- 15 mm non-flush
- Magnetic field resistant

**Connection**



**Pinout**



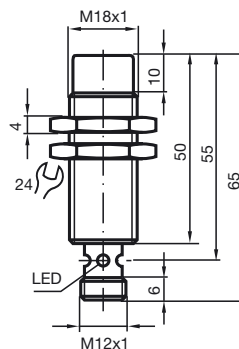
Wire colors in accordance with EN 60947-5-2

1	BN	(brown)
2	WH	(white)
3	BU	(blue)
4	BK	(black)

**Accessories**

- BF 18**  
Mounting flange, 18 mm
- V1-G**  
4-pin, M12 female field-attachable connector
- V1-W**  
4-pin, M12 female field-attachable connector
- V1-G-2M-PUR**  
Cable socket, M12, 4-pin, PUR cable
- V1-W-2M-PUR**  
Cable socket, M12, 4-pin, PUR cable

**Dimensions**



**Technical Data**

**General specifications**

Switching element function	PNP	NC
Rated operating distance	$s_n$	15 mm
Installation		non-flush
Output polarity		switched high
Assured operating distance	$s_a$	0 ... 12.15 mm
Reduction factor $r_{Al}$		1
Reduction factor $r_{Cu}$		1
Reduction factor $r_{304}$		1
Reduction factor $r_{Si37}$		1

**Nominal ratings**

Operating voltage	$U_B$	10 ... 30 V
Switching frequency	$f$	0 ... 500 Hz
Hysteresis	$H$	typ. 5 %
Reverse polarity protected		reverse polarity protected
Short-circuit protection		pulsing
Voltage drop	$U_d$	$\leq 3$ V
Operating current	$I_L$	0 ... 200 mA
Off-state current	$I_r$	0 ... 0.5 mA typ. 0.1 $\mu$ A at 25 °C
No-load supply current	$I_0$	$\leq 15$ mA
Constant magnetic field	$B$	200 mT
Alternating magnetic field	$B$	200 mT
Indication of the switching state		Multihole-LED, yellow

**Functional safety related parameters**

MTTF <sub>d</sub>	1230 a
Mission Time (T <sub>M</sub> )	20 a
Diagnostic Coverage (DC)	0 %

**Ambient conditions**

Ambient temperature	-25 ... 70 °C (-13 ... 158 °F)
Storage temperature	-40 ... 85 °C (-40 ... 185 °F)

**Mechanical specifications**

Connection type	Device connector M12 x 1, 4-pin
Housing material	brass, nickel-plated
Sensing face	Crastin (PBTB)
Protection degree	IP67

**Compliance with standards and directives**

Standard conformity	
Standards	EN 60947-5-2:2007 IEC 60947-5-2:2007

**Approvals and certificates**

Protection class	II
Rated insulation voltage	$U_i$ 60 V
Design-impulse-voltage withstand	$U_{imp}$ 800 V
UL approval	cULus Listed, General Purpose
CSA approval	cCSAus Listed, General Purpose
CCC approval	Products with a maximum operating voltage of $\leq 36$ V do not bear a CCC marking because they do not require approval.

Release date: 2012-05-04 09:43 Date of issue: 2012-05-04 213301\_eng.xml