



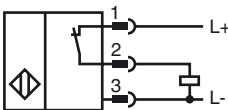
Model Number

NRN30-30GM50-E3-V1

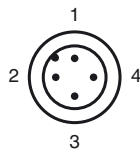
Features

- 30 mm non-flush
- Reduction factor = 1
- Magnetic field resistant

Connection



Pinout



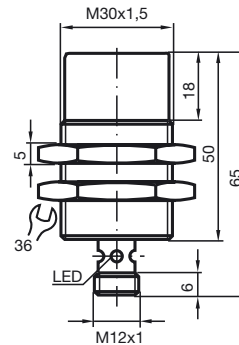
Wire colors in accordance with EN 60947-5-2

1	BN	(brown)
2	WH	(white)
3	BU	(blue)
4	BK	(black)

Accessories

- BF 30**
Mounting flange, 30 mm
- V1-G**
4-pin, M12 female field-attachable connector
- V1-W-2M-PUR**
Cable socket, M12, 4-pin, PUR cable
- V1-G-2M-PUR**
Cable socket, M12, 4-pin, PUR cable
- V1-W**
4-pin, M12 female field-attachable connector

Dimensions



Technical Data

General specifications

Switching element function	PNP	NC
Rated operating distance	s_n	30 mm
Installation		non-flush
Output polarity		DC
Assured operating distance	s_a	0 ... 24.3 mm
Reduction factor r_{Al}		1
Reduction factor r_{Cu}		1
Reduction factor r_{304}		1
Reduction factor r_{317}		1

Nominal ratings

Operating voltage	U_B	10 ... 30 V
Switching frequency	f	0 ... 300 Hz
Hysteresis	H	typ. 5 %
Reverse polarity protected		reverse polarity protected
Short-circuit protection		pulsing
Voltage drop	U_d	≤ 3 V
Operating current	I_L	0 ... 200 mA
Off-state current	I_r	0 ... 0.5 mA typ. 0.1 μ A at 25 °C
No-load supply current	I_0	≤ 15 mA
Constant magnetic field	B	> 200 mT
Alternating magnetic field	B	> 200 mT
Indication of the switched state		Multihole-LED, yellow

Functional safety related parameters

MTTF _d	1150 a
Mission Time (T_M)	20 a
Diagnostic Coverage (DC)	0 %

Ambient conditions

Ambient temperature	-25 ... 70 °C (-13 ... 158 °F)
Storage temperature	-40 ... 75 °C (-40 ... 167 °F)

Mechanical specifications

Connection type	Device connector M12 x 1, 4-pin
Housing material	brass, nickel-plated
Sensing face	Crastin (PBTB)
Protection degree	IP67
Protection class	II

Compliance with standards and directives

Standard conformity	
Standards	EN 60947-5-2:2007 IEC 60947-5-2:2007

Approvals and certificates

Protection class	II
Rated insulation voltage	U_i 60 V
Design-impulse-voltage withstand	U_{imp} 800 V
UL approval	cULus Listed, General Purpose
CSA approval	cCSAus Listed, General Purpose
CCC approval	Products with a maximum operating voltage of ≤ 36 V do not bear a CCC marking because they do not require approval.

Release date: 2012-05-16 14:19 Date of issue: 2012-05-16 206810_eng.xml