



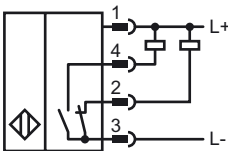
Model Number

NBN4-12GM35-A0-V1

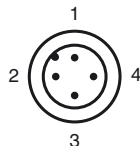
Features

- 4 mm not embeddable

Connection



Pinout



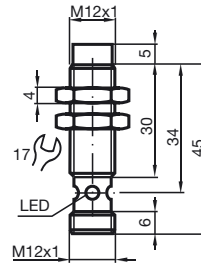
Wire colors in accordance with EN 60947-5-2

- | | |
|---|----|
| 1 | BN |
| 2 | WH |
| 3 | BU |
| 4 | BK |

Accessories

- BF 12**
Mounting flange, 12 mm
- V1-G**
Field attachable female cordset
- V1-W**
Field attachable female cordset
- V1-G-2M-PUR**
Cable socket, M12, 4-pin, PUR cable
- V1-W-2M-PUR**
Cable socket, M12, 4-pin, PUR cable

Dimensions



Technical Data

General specifications

Switching element function	NPN	NO/NC
Rated operating distance	s_n	4 mm
Installation	not embeddable	
Output polarity	DC	
Assured operating distance	s_a	0 ... 3.24 mm
Reduction factor r_{AI}	0.45	
Reduction factor r_{Cu}	0.4	
Reduction factor r_{v2A}	0.75	

Nominal ratings

Operating voltage	U_B	10 ... 30 V
Switching frequency	f	0 ... 800 Hz
Reverse polarity protected	reverse polarity protected	
Short-circuit protection	pulsing	
Voltage drop	U_d	≤ 3 V
Operating current	I_L	0 ... 200 mA
Off-state current	I_r	0 ... 0.5 mA typ. 0.1 μ A at 25 °C
No-load supply current	I_0	≤ 20 mA
Indication of the switching state	LED, yellow	

Functional safety related parameters

MTTF _d	3220 a
Mission Time (T _M)	20 a
Diagnostic Coverage (DC)	0 %

Ambient conditions

Ambient temperature	-25 ... 70 °C (-13 ... 158 °F)
---------------------	--------------------------------

Mechanical specifications

Connection type	Device connector M12 x 1 , 4-pin
Housing material	brass, nickel-plated
Sensing face	PBT
Protection degree	IP67

Compliance with standards and directives

Standard conformity	
Standards	EN 60947-5-2:2007 IEC 60947-5-2:2007

Approvals and certificates

UL approval	cULus Listed, General Purpose
CSA approval	cCSAus Listed, General Purpose
CCC approval	Products with a maximum operating voltage of ≤ 36 V do not bear a CCC marking because they do not require approval.

Release date: 2010-11-16 13:04 Date of issue: 2010-11-19 187219_ENG.xml