



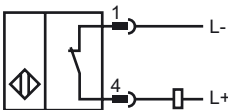
Model Number

NCN25-30GM50-Z7-V1

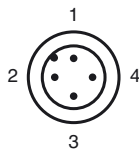
Features

- 25 mm not embeddable
- 2-wire DC
- Increased operating distance

Connection



Pinout



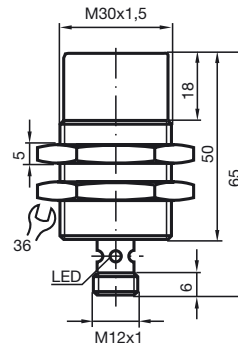
Wire colors in accordance with EN 60947-5-2

1	BN	(brown)
2	WH	(white)
3	BU	(blue)
4	BK	(black)

Accessories

- BF 30**
Mounting flange, 30 mm
- V1-G**
4-pin, M12 female field-attachable connector
- V1-W-2M-PUR**
Cable socket, M12, 4-pin, PUR cable
- V1-W**
4-pin, M12 female field-attachable connector
- V1-G-2M-PUR**
Cable socket, M12, 4-pin, PUR cable

Dimensions



Technical Data

General specifications

Switching element function	DC	NC
Rated operating distance	s_n	25 mm
Installation		not embeddable
Output polarity		DC
Assured operating distance	s_a	0 ... 20 mm
Reduction factor r_{Al}		0.4
Reduction factor r_{Cu}		0.4
Reduction factor r_{304}		0.7
Reduction factor r_{Brass}		0.5

Nominal ratings

Operating voltage	U_B	3.5 ... 30 V
Switching frequency	f	500 Hz
Reverse polarity protected		tolerant
Short-circuit protection		pulsing
Voltage drop	U_d	≤ 3.5 V
Temperature drift		$\pm 15\%$
Operating current	I_L	2 ... 100 mA
Off-state current	I_r	typ. 0.8 mA
Indication of the switching state		LED, yellow

Ambient conditions

Ambient temperature	-25 ... 70 °C (-13 ... 158 °F)
Storage temperature	-25 ... 85 °C (-13 ... 185 °F)

Mechanical specifications

Connection type	Device connector M12 x 1 , 4-pin
Housing material	brass, nickel-plated
Sensing face	PBT
Protection degree	IP67

Compliance with standards and directives

Standard conformity	
Standards	EN 60947-5-2:2007 IEC 60947-5-2:2007

Approvals and certificates

UL approval	cULus Listed, General Purpose
CSA approval	cCSAus Listed, General Purpose
CCC approval	Products with a maximum operating voltage of ≤ 36 V do not bear a CCC marking because they do not require approval.

Release date: 2012-04-04 12:03 Date of issue: 2012-04-04 182917_eng.xml