



Model Number

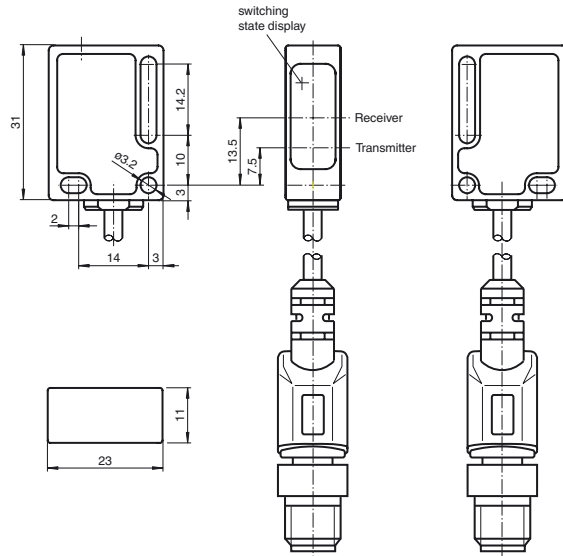
ML8-8-200-RT/59/103/115b

Diffuse mode sensor
with 0.3 m fixed cable and M12 connector, 4-
pin

Features

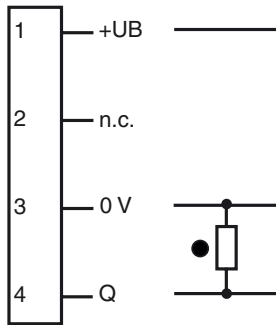
- Miniature design
- Yellow LED indicator behind the front panel
- Flexible mounting possibilities due to slotted hole
- Waterproof, protection degree IP67
- Protection class II

Dimensions



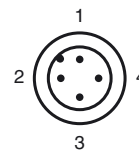
Electrical connection

Option: 103



○ = Light on
● = Dark on

Pinout



Release date: 2011-03-15 14:08 Date of issue: 2011-03-15 181639_ENG.xml

Technical data**General specifications**

Detection range	20 ... 200 mm
Reference target	standard white, 100 mm x 100 mm
Light source	LED
Light type	modulated visible red light
Diameter of the light spot	approx. 15 mm at a distance of 200 mm
Angle of divergence	approx. 4.5 °
Ambient light limit	40000 Lux

Functional safety related parameters

MTTF _d	2340 a
Mission Time (T _M)	20 a
Diagnostic Coverage (DC)	0 %

Indicators/operating means

Function display	LED yellow: switching state
------------------	-----------------------------

Electrical specifications

Operating voltage	U _B	10 ... 30 V DC , class 2
Ripple		max. 10 %
No-load supply current	I ₀	< 20 mA

Output

Switching type	dark on	
Signal output	1 PNP output, short-circuit protected, protected from reverse polarity, open collector	
Switching voltage	max. 30 V DC	
Switching current	max. 100 mA	
Voltage drop	U _d	≤ 1.5 V DC
Response time		1.8 ms

Ambient conditions

Ambient temperature	-20 ... 60 °C (-4 ... 140 °F)
Storage temperature	-40 ... 75 °C (-40 ... 167 °F)

Mechanical specifications

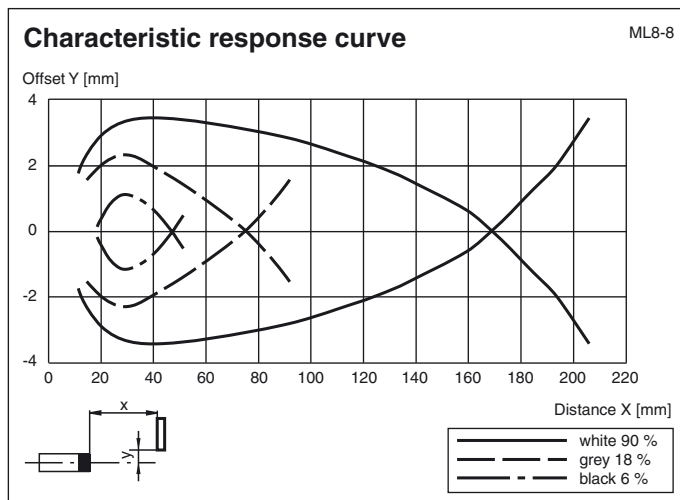
Protection degree	IP67
Connection	fixed cable 300 mm with M12 connector, 4-pin
Material	
Housing	PC (glass-fiber-reinforced Makrolon)
Optical face	PMMA
Mass	approx. 50 g

Compliance with standards and directives

Directive conformity	EMC Directive 2004/108/EC
Standard conformity	
Product standard	EN 60947-5-2:2007
Protection degree	EN 60529
Standards	EN 50178, UL 508

Approvals and certificates

Protection class	II, rated voltage ≤ 250 V AC with pollution degree 1-2 according to IEC 60664-1
UL approval	cULus Listed, Class 2 Power Source, Type 1 enclosure
CCC approval	Products with a maximum operating voltage of ≤36 V do not bear a CCC marking because they do not require approval.

Curves/Diagrams**Accessories****Montagekit OMH-ML7-01**

Mounting set consisting of bracket OMH-ML-01 sheet ONH-ML7-03, and fastening material

Montagekit OMH-ML7-02

Mounting set consisting of bracket OMH-ML-02 sheet ONH-ML7-03, and fastening material

OMH-ML7-01

Mounting bracket

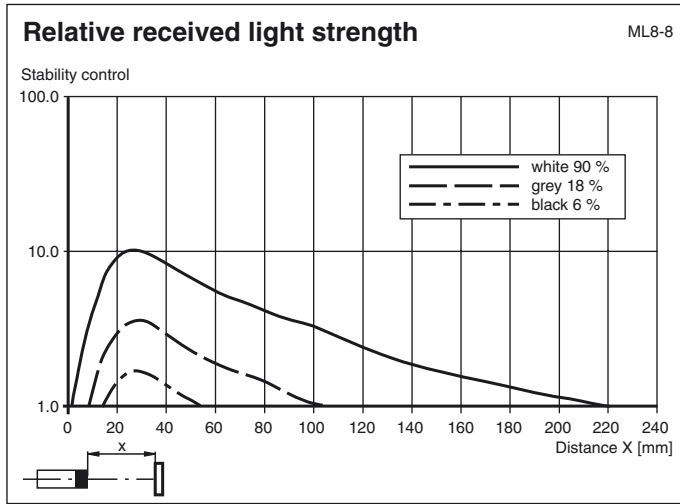
OMH-ML7-02

Mounting bracket

OMH-ML7-03

Fixing plate

Other suitable accessories can be found at www.pepperl-fuchs.com



Release date: 2011-03-15 14:08 Date of issue: 2011-03-15 181639_ENG.xml