



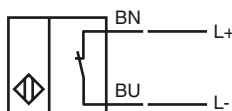
### Model Number

NCN15-30GM40-N0

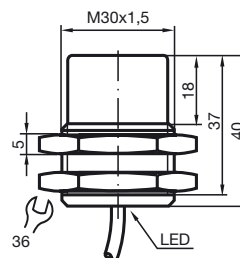
### Features

- 15 mm non-flush
- Stainless steel housing
- Usable up to SIL2 acc. to IEC 61508

### Connection



### Dimensions



### Technical Data

#### General specifications

Switching element function	NAMUR, NC
Rated operating distance	$s_n$ 15 mm
Installation	non-flush
Output polarity	NAMUR
Assured operating distance	$s_a$ 0 ... 12.15 mm
Reduction factor $r_{AI}$	0.4
Reduction factor $r_{Cu}$	0.35
Reduction factor $r_{304}$	0.7

#### Nominal ratings

Nominal voltage	$U_o$ 8 V DC
Switching frequency	f 0 ... 150 Hz
Hysteresis	H 5 ... 15 typ. 5 %
Reverse polarity protection	reverse polarity protected
Short-circuit protection	yes
Current consumption	
Measuring plate not detected	$\geq 2.2$ mA
Measuring plate detected	$\leq 1$ mA
Switching state indication	all direction LED, yellow

#### Ambient conditions

Ambient temperature	-25 ... 100 °C (-13 ... 212 °F)
Storage temperature	-40 ... 100 °C (-40 ... 212 °F)

#### Mechanical specifications

Connection type	cable PVC, 2 m
Core cross-section	0.75 mm <sup>2</sup>
Housing material	Stainless steel 1.4305 / AISI 303
Sensing face	PBT
Protection degree	IP67

#### General information

Use in the hazardous area	see instruction manuals
Category	1G; 2G; 3G; 1D; 3D

#### Compliance with standards and directives

Standard conformity	
NAMUR	EN 60947-5-6:2000 IEC 60947-5-6:1999
Electromagnetic compatibility	NE 21:2007
Standards	EN 60947-5-2:2007 IEC 60947-5-2:2007

#### Approvals and certificates

FM approval	
Control drawing	116-0165F
UL approval	cULus Listed, General Purpose
CSA approval	cCSAus Listed, General Purpose
CCC approval	Products with a maximum operating voltage of $\leq 36$ V do not bear a CCC marking because they do not require approval.

**ATEX 1G**

## Instruction

Device category 1G  
 Directive conformity  
 Standard conformity

## CE marking

## Ex-identification

## EC-Type Examination Certificate

Appropriate type

Effective internal capacitance  $C_i$ Effective internal inductance  $L_i$ 

Cable length

Explosion group IIA

Explosion group IIB

Explosion group IIC

General

Highest permissible ambient temperature

Installation, Commissioning

Maintenance

**Specific conditions**

Protection from mechanical danger

Electrostatic charging

**Manual electrical apparatus for hazardous areas**

for use in hazardous areas with gas, vapour and mist


94/9/EG

EN 60079-0:2009, EN 60079-11:2007, EN 60079-26:2007

Ignition protection "Intrinsic safety"

Use is restricted to the following stated conditions


 0102

 II 1G Ex ia IIC T6 Ga

PTB 00 ATEX 2048 X

NCN15-30GM...-N0...

 $\leq 110$  nF ; a cable length of 10 m is considered. $\leq 100$   $\mu$ H ; a cable length of 10 m is considered.

Dangerous electrostatic charges on the fixed connection cable must be taken into account for lengths equal to and exceeding the following values:

78 cm

39 cm

6 cm

The apparatus has to be operated according to the appropriate data in the data sheet and in this instruction manual.

The EC-Type Examination Certificate has to be observed. The special conditions must be adhered to!

Directive 94/9/EG and hence also EC-Type Examination Certificates apply in general only to the use of electrical apparatus under atmospheric conditions.

The use in ambient temperatures of  $> 60$  °C was tested with regard to hot surfaces by the mentioned certification authority.

If the equipment is not used under atmospheric conditions, a reduction of the permissible minimum ignition energies may have to be taken into consideration.

The temperature ranges, according to temperature class, are given in the EC-Type Examination Certificate. Note: Use the temperature table for category 1 !!! The 20 % reduction in accordance with EN 1127-1:2007 has already been accounted for in the temperature table for category 1.

Laws and/or regulations and standards governing the use or intended usage goal must be observed.

The intrinsic safety is only assured in connection with an appropriate related apparatus and according to the proof of intrinsic safety.

The associated apparatus must satisfy the requirements of category ia.

Due to the possible danger of ignition, which can arise due to faults and/or transient currents in the equipotential bonding system, galvanic isolation of the power supply and signal circuit is preferable. Associated apparatus without electrical isolation must only be used if the appropriate requirements of IEC 60079-14 are met.

No changes can be made to apparatus, which are operated in hazardous areas.

Repairs to these apparatus are not possible.

When used in the temperature range below  $-20$  °C the sensor should be protected from knocks by the provision of an additional housing.

Electrostatic charges must be avoided on the mechanical housing components. Dangerous electrostatic charges on the mechanical housing components can be avoided by incorporating these in the equipotential bonding. When used in group IIC non-permissible electrostatic charges should be avoided on the plastic housing parts.

**ATEX 2G**

Instruction

**Device category 2G**

Directive conformity

Standard conformity

CE marking

Ex-identification

EC-Type Examination Certificate

Appropriate type

Effective internal capacitance  $C_i$ Effective internal inductance  $L_i$ 

General

Highest permissible ambient temperature

Installation, Commissioning

Maintenance

**Specific conditions**

Protection from mechanical danger

Electrostatic charging

**Manual electrical apparatus for hazardous areas**

for use in hazardous areas with gas, vapour and mist


94/9/EG

EN 60079-0:2009, EN 60079-11:2007

Ignition protection "Intrinsic safety"

Use is restricted to the following stated conditions

 0102

 II 1G Ex ia IIC T6 Ga

PTB 00 ATEX 2048 X

NCN15-30GM...-N0...

≤ 110 nF ; a cable length of 10 m is considered.

≤ 100 μH ; a cable length of 10 m is considered.

The apparatus has to be operated according to the appropriate data in the data sheet and in this instruction manual. The EC-Type Examination Certificate has to be observed. The special conditions must be adhered to!

Directive 94/9/EG and hence also EC-Type Examination Certificates apply in general only to the use of electrical apparatus under atmospheric conditions.

The use in ambient temperatures of > 60 °C was tested with regard to hot surfaces by the mentioned certification authority.

If the equipment is not used under atmospheric conditions, a reduction of the permissible minimum ignition energies may have to be taken into consideration.

The temperature ranges, according to temperature class, are given in the EC-Type Examination Certificate.

Laws and/or regulations and standards governing the use or intended usage goal must be observed. The intrinsic safety is only assured in connection with an appropriate related apparatus and according to the proof of intrinsic safety.

No changes can be made to apparatus, which are operated in hazardous areas. Repairs to these apparatus are not possible.

When used in the temperature range below -20 °C the sensor should be protected from knocks by the provision of an additional housing.

Electrostatic charges must be avoided on the mechanical housing components. Dangerous electrostatic charges on the mechanical housing components can be avoided by incorporating these in the equipotential bonding.

**ATEX 1D**

Instruction

**Device category 1D**

Directive conformity

Standard conformity

CE marking

Ex-identification

EC-Type Examination Certificate

Appropriate type

Effective internal capacitance  $C_i$ Effective internal inductance  $L_i$ 

General

Maximum housing surface temperature

Installation, Commissioning

Maintenance

**Specific conditions**

Electrostatic charging

**Manual electrical apparatus for hazardous areas**


for use in hazardous areas with combustible dust

94/9/EG

IEC 61241-11:2002: draft; prEN61241-0:2002

type of protection intrinsic safety "ID"

Use is restricted to the following stated conditions

 0102 II 1D Ex iaD 20 T 108 °C (226.4 °F)

ZELM 03 ATEX 0128 X

NCN15-30GM...-N0...

≤ 110 nF ; a cable length of 10 m is considered.

≤ 100 μH ; a cable length of 10 m is considered.

The apparatus has to be operated according to the appropriate data in the data sheet and in this instruction manual.

The EC-Type Examination Certificate has to be observed.

The special conditions must be adhered to!

The maximum surface temperature of the housing is given in the EC-Type Examination Certificate.

Laws and/or regulations and standards governing the use or intended usage goal must be observed.

The intrinsic safety is only assured in connection with an appropriate related apparatus and according to the proof of intrinsic safety.

The associated apparatus must satisfy at least the requirements of category ia IIB or iaD. Because of the possibility of the danger of ignition, which can arise due to faults and/or transient currents in the equipotential bonding system, galvanic isolation in the power supply and signal circuits is preferable. Associated apparatus without electrical isolation must only be used if the appropriate requirements of IEC 60079-14 are met.

The intrinsically safe circuit has to be protected against influences due to lightning. When used in the isolating wall between Zone 20 and Zone 21 or Zone 21 und Zone 22 the sensor must not be exposed to any mechanical danger and must be sealed in such a way, that the protective function of the isolating wall is not impaired. The applicable directives and standards must be observed.

No changes can be made to apparatus, which are operated in hazardous areas.

Repairs to these apparatus are not possible.

The connection cables are to be laid in accordance with EN 50281-1-2 and must not normally be subjected to chaffing during use.

Electrostatic charges must be avoided on the mechanical housing components.

Dangerous electrostatic charges on the mechanical housing components can be avoided by incorporating these in the equipotential bonding.

**ATEX 3D (tD)**

Instruction	<b>Manual electrical apparatus for hazardous areas</b>
<b>Device category 3D</b>	for use in hazardous areas with non-conducting combustible dust
Directive conformity	94/9/EG
Standard conformity	EN 61241-0:2006, EN 61241-1:2004
CE marking	Protection via housing "tD" Use is restricted to the following stated conditions <b>CE</b>
Ex-identification	<b>Ex</b> II 3D Ex tD A22 IP67 T80°C X
General	The apparatus has to be operated according to the appropriate data in the data sheet and in this instruction manual. The maximum surface temperature has been determined in accordance with method A without a dust layer on the equipment. The data stated in the data sheet are restricted by this operating instruction! The special conditions must be adhered to!
Installation, Commissioning	The statutory requirements, directives and standards applicable to the intended use and application must be observed.
Maintenance	No changes can be made to apparatus, which are operated in hazardous areas. Repairs to these apparatus are not possible.
<b>Specific conditions</b>	
Minimum series resistance $R_V$	A minimum series resistance $R_V$ is to be provided between the power supply voltage and the proximity switch in accordance with the following list. This can also be assured by using a switch amplifier.
Maximum operating voltage $U_{Bmax}$	The maximum permissible operating voltage $U_{Bmax}$ must be restricted to the values given in the following list. Tolerances are not permitted.
Maximum permissible ambient temperature $T_{Umax}$	Values can be obtained from the following list, depending on the max. operating voltage $U_{Bmax}$ and the minimum series resistance $R_V$ .
at $U_{Bmax}=9\text{ V}$ , $R_V=562\ \Omega$	66 °C (150.8 °F)
using an amplifier in accordance with EN 60947-5-6	66 °C (150.8 °F)
Protection from mechanical danger	The sensor must not be exposed to <b>ANY FORM</b> of mechanical danger.
Protection from UV light	The sensor and the connection cable must be protected from damaging UV-radiation. This can be achieved when the sensor is used in internal areas.
Electrostatic charging	Electrostatic charges must be avoided on the mechanical housing components. Dangerous electrostatic charges on the mechanical housing components can be avoided by incorporating these in the equipotential bonding.
Protection of the connection cable	The connection cable must be prevented from being subjected to tension and torsional loading.

**ATEX 3G (nL)**

Instruction

**Device category 3G (nL)**

Directive conformity

Standard conformity

CE marking

Ex-identification

Effective internal capacitance  $C_i$ Effective internal inductance  $L_i$ 

General

Installation, Commissioning

Maintenance

**Specific conditions**Maximum permissible ambient temperature  $T_{Umax}$  at  $U_i = 20$  Vfor  $P_i=34$  mW,  $I_i=25$  mA, T6for  $P_i=34$  mW,  $I_i=25$  mA, T5for  $P_i=34$  mW,  $I_i=25$  mA, T4-T1for  $P_i=64$  mW,  $I_i=25$  mA, T6for  $P_i=64$  mW,  $I_i=25$  mA, T5for  $P_i=64$  mW,  $I_i=25$  mA, T4-T1for  $P_i=169$  mW,  $I_i=52$  mA, T6for  $P_i=169$  mW,  $I_i=52$  mA, T5for  $P_i=169$  mW,  $I_i=52$  mA, T4-T1for  $P_i=242$  mW,  $I_i=76$  mA, T6for  $P_i=242$  mW,  $I_i=76$  mA, T5for  $P_i=242$  mW,  $I_i=76$  mA, T4-T1

Protection from mechanical danger

Protection from UV light

Electrostatic charging

Protection of the connection cable

Connection parts

**Manual electrical apparatus for hazardous areas**

for use in hazardous areas with gas, vapour and mist

94/9/EG

EN 60079-15:2005 Ignition protection category "n"

Use is restricted to the following stated conditions

**CE** II 3G Ex nL IIC T6 X $\leq 110$  nF ; A cable length of 10 m is considered. $\leq 100$   $\mu$ H ; A cable length of 10 m is considered.

The apparatus has to be operated according to the appropriate data in the data sheet and in this instruction manual. The data stated in the data sheet are restricted by this operating instruction!  
The special conditions must be observed!

Laws and/or regulations and standards governing the use or intended usage goal must be observed. The sensor must only be operated with an energy-limited circuit, which satisfies the requirements of IEC 60079-15. The explosion group complies with the connected, supplying, power limiting circuit.

No changes can be made to apparatus, which are operated in hazardous areas. Repairs to these apparatus are not possible.

55 °C (131 °F)

55 °C (131 °F)

55 °C (131 °F)

55 °C (131 °F)

55 °C (131 °F)

55 °C (131 °F)

52 °C (125.6 °F)

52 °C (125.6 °F)

52 °C (125.6 °F)

44 °C (111.2 °F)

44 °C (111.2 °F)

44 °C (111.2 °F)

The sensor must not be exposed to **ANY FORM** of mechanical danger. When used in the temperature range below -20 °C the sensor should be protected from knocks by the provision of an additional housing.

The sensor and the connection cable must be protected from damaging UV-radiation. This can be achieved when the sensor is used in internal areas.

Electrostatic charges must be avoided on the mechanical housing components. Dangerous electrostatic charges on the mechanical housing components can be avoided by incorporating these in the equipotential bonding.

The connection cable must be prevented from being subjected to tension and torsional loading.

The connection parts are to be installed, such that a minimum protection class of IP20 is achieved, in accordance with IEC 60529.

**ATEX 3G (ic)**

Instruction

**Device category 3G (ic)**

Directive conformity

Standard conformity

CE marking

Ex-identification

Effective internal capacitance  $C_i$ Effective internal inductance  $L_i$ 

General

Installation, Commissioning

Maintenance

**Specific conditions**Maximum permissible ambient temperature  $T_{Umax}$  at  $U_i = 20 V$ for  $P_i=34 mW$ ,  $I_i=25 mA$ , T6for  $P_i=34 mW$ ,  $I_i=25 mA$ , T5for  $P_i=34 mW$ ,  $I_i=25 mA$ , T4-T1for  $P_i=64 mW$ ,  $I_i=25 mA$ , T6for  $P_i=64 mW$ ,  $I_i=25 mA$ , T5for  $P_i=64 mW$ ,  $I_i=25 mA$ , T4-T1for  $P_i=169 mW$ ,  $I_i=52 mA$ , T6for  $P_i=169 mW$ ,  $I_i=52 mA$ , T5for  $P_i=169 mW$ ,  $I_i=52 mA$ , T4-T1for  $P_i=242 mW$ ,  $I_i=76 mA$ , T6for  $P_i=242 mW$ ,  $I_i=76 mA$ , T5for  $P_i=242 mW$ ,  $I_i=76 mA$ , T4-T1

Protection from mechanical danger

Electrostatic charging

Connection parts

**Manual electrical apparatus for hazardous areas**

for use in hazardous areas with gas, vapour and mist

94/9/EG

EN 60079-0:2009, EN 60079-11:2007 Ignition protection category "ic"

Use is restricted to the following stated conditions

CE I

II 3G Ex ic IIC T6 Gc X

 $\leq 110 nF$  ; a cable length of 10 m is considered. $\leq 100 \mu H$  ; A cable length of 10 m is considered.

The apparatus has to be operated according to the appropriate data in the data sheet and in this instruction manual. The data stated in the data sheet are restricted by this operating instruction!

The special conditions must be observed!

Laws and/or regulations and standards governing the use or intended usage goal must be observed. The sensor must only be operated with energy-limited circuits, which satisfy the requirements of IEC 60079-11. The explosion group complies with the connected, supplying, power limiting circuit.

No changes can be made to apparatus, which are operated in hazardous areas.

Repairs to these apparatus are not possible.

55 °C (131 °F)

55 °C (131 °F)

55 °C (131 °F)

55 °C (131 °F)

55 °C (131 °F)

55 °C (131 °F)

52 °C (125.6 °F)

52 °C (125.6 °F)

52 °C (125.6 °F)

44 °C (111.2 °F)

44 °C (111.2 °F)

44 °C (111.2 °F)

The sensor must not be mechanically damaged.

When used in the temperature range below -20 °C the sensor should be protected from knocks by the provision of an additional housing.

Electrostatic charges must be avoided on the mechanical housing components. Dangerous electrostatic charges on the mechanical housing components can be avoided by incorporating these in the equipotential bonding.

The connection parts are to be installed, such that a minimum protection class of IP20 is achieved, in accordance with IEC 60529.