



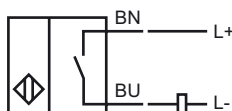
Model Number

NCN25-30GM50-Z4

Features

- 25 mm not embeddable
- 2-wire DC
- Increased operating distance

Connection

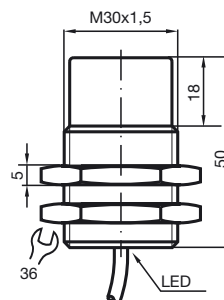


Accessories

BF 30

Mounting flange, 30 mm

Dimensions



Technical Data

General specifications

Switching element function	DC	NO
Rated operating distance	s_n	25 mm
Installation	not embeddable	
Output polarity	DC	
Assured operating distance	s_a	0 ... 20 mm
Reduction factor r_{Al}	0.4	
Reduction factor r_{Cu}	0.4	
Reduction factor r_{303}	0.7	
Reduction factor r_{Brass}	0.5	

Nominal ratings

Operating voltage	U_B	3.5 ... 30 V
Switching frequency	f	500 Hz
Hysteresis	H	typ. 3 %
Reverse polarity protected	reverse polarity-conductive	
Short-circuit protection	pulsing	
Voltage drop	U_d	≤ 3.5 V
Temperature drift	$\pm 15\%$	
Operating current	I_L	2 ... 100 mA
Off-state current	I_r	typ. 0.8 mA
Indication of the switching state	LED, yellow	
Pre-fault indication	LED, red	
Stability control-switch point	0,8 s_r ... 0,9 s_r	

Ambient conditions

Ambient temperature	-25 ... 70 °C (-13 ... 158 °F)
Storage temperature	-25 ... 85 °C (-13 ... 185 °F)

Mechanical specifications

Connection type	cable PVC , 2 m
Core cross-section	0.34 mm ²
Housing material	brass, nickel-plated
Sensing face	PBT
Protection degree	IP67

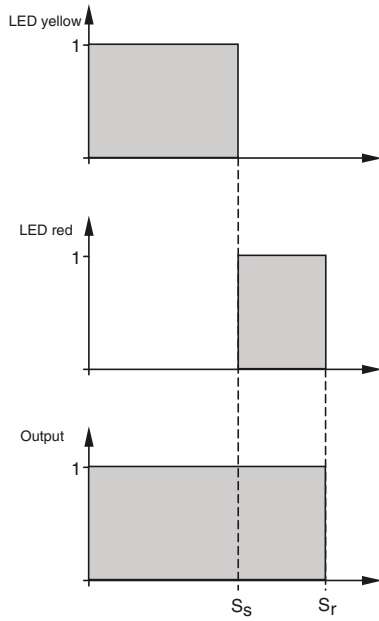
Compliance with standards and directives

Standard conformity	
Standards	EN 60947-5-2:2007 IEC 60947-5-2:2007

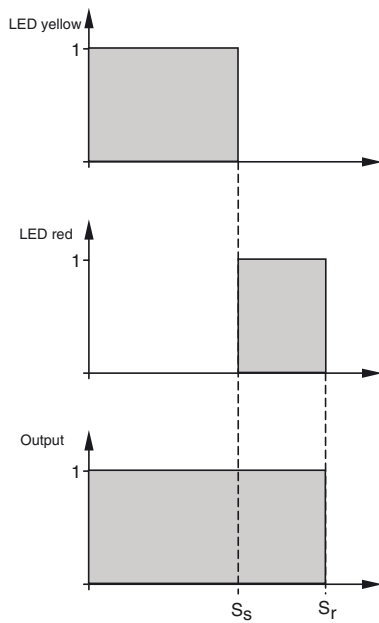
Approvals and certificates

UL approval	cULus Listed, General Purpose
CSA approval	cCSAus Listed, General Purpose
CCC approval	Products with a maximum operating voltage of ≤ 36 V do not bear a CCC marking because they do not require approval.

Correlation between output signal/LED-function and stable operating distance s_s / effective operating distance s_r : (s_s typ. 80 % of s_r)



Correlation between output signal/LED-function and stable operating distance s_s / effective operating distance s_r : (s_s typ. 80 % of s_r)



Release date: 2011-07-14 10:56 Date of issue: 2011-07-14 127394_eng.xml