



Model Number

SLA12/115

Safety thru-beam sensor
with fixed cable

Features

- Detection range up to 10 m
- Self-monitoring (type 4 according to IEC/EN 61496-1)
- Red transmission light
- Integrated alignment aid
- Clearly visible LED functional display and pre-fault indicator on the receiver
- Sturdy housing
- Waterproof, protection class IP67
- Operation on control units of series SB4 (SafeBox) and SC4-2

Accessories

SLA-1-M
Deviation mirror

OMH-06
Mounting aid

OMH-MLV12-HWG
Mounting aid

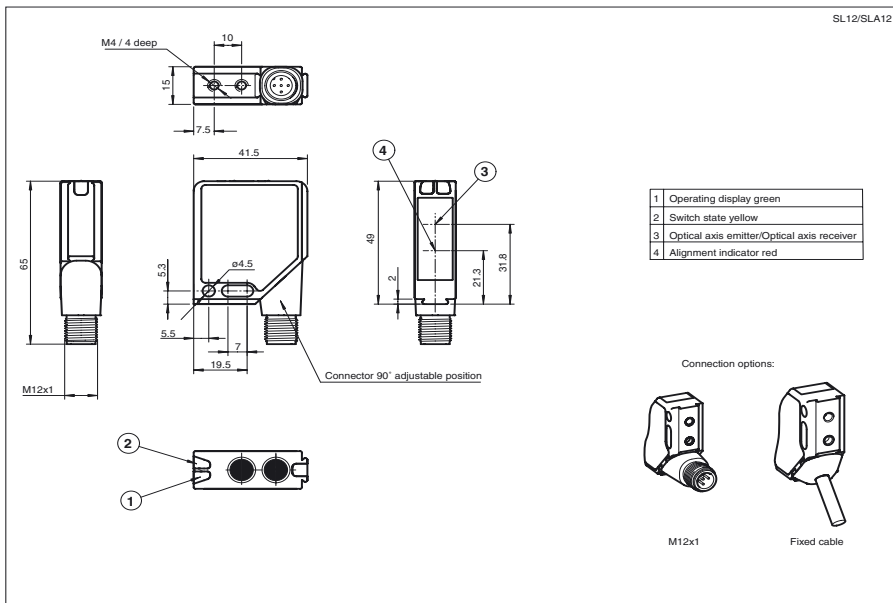
OMH-MLV12-HWK
Mounting aid

OMH-K01
Mounting aid

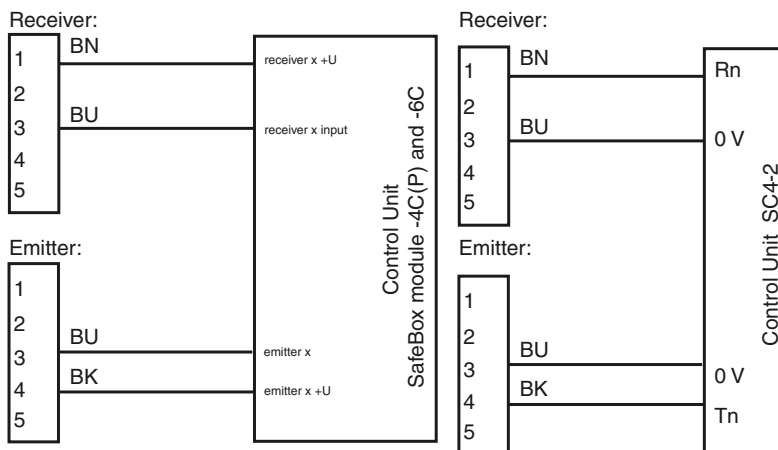
OMH-K02
Mounting aid

Additional accessories can be found in the Internet.

Dimensions



Electrical connection



Release date: 2009-12-14 11:09 Date of issue: 2009-12-14 11:7307_ENG.xml

Technical data

General specifications

Effective detection range	0.2 ... 10 m
Threshold detection range	16 m
Light source	LED, 660 nm
Light type	red, modulated light
Approvals	TÜV
Tests	IEC/EN 61496
Safety type according to IEC/EN 61496	4
Marking	CE
Obstacle size	static: 10 mm dynamic: 30 mm (at v = 1.6 m/s of the obstacle)
Alignment aid	LED red
Angle of divergence	< 5 °

Functional safety related parameters

Safety Integrity Level (SIL)	SIL 3
Performance level (PL)	PL e
Category	Cat. 4
Mission Time (T _M)	20 a
PFH _d	4.4 E-10

Indicators/operating means

Operating display	LED green
Function display	LED yellow: 1. LED lits constantly: signal > 2 x switching point (function reserve) 2. LED flashes: signal between 1 x switching point and 2 x switching point 3. LED off: signal < switching point

Electrical specifications

Operating voltage	U _B	Power supply via control unit
-------------------	----------------	-------------------------------

Ambient conditions

Ambient temperature	-20 ... 60 °C (253 ... 333 K)
Storage temperature	-20 ... 70 °C (253 ... 343 K)
Relative humidity	max. 95 %, not condensing

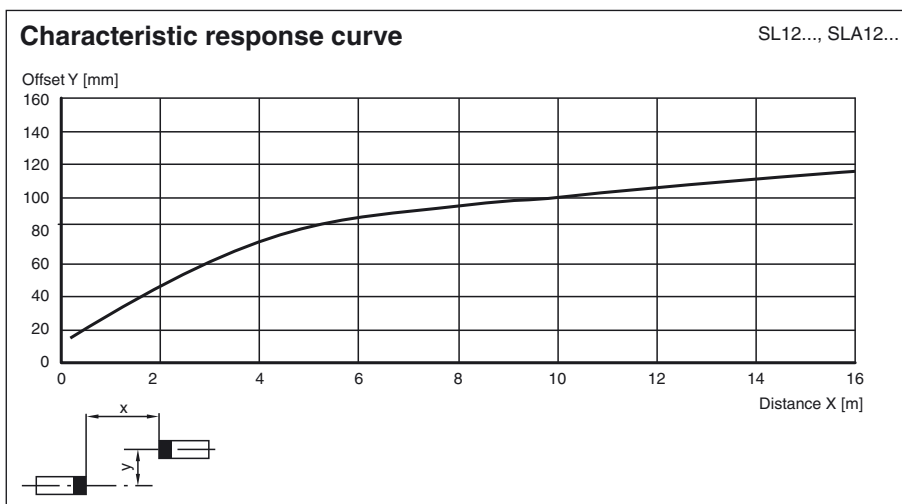
Mechanical specifications

Protection degree	IP67 according to EN 60529
Connection	2.5 m fixed cable, 5-core, Euronorm
Material	
Housing	Frame: die-cast zinc, nickel-plated Laterals: plastic PC, glass-fiber reinforced RAL 1021 (yellow)
Optical face	Plastic pane
Mass	per device 60 g

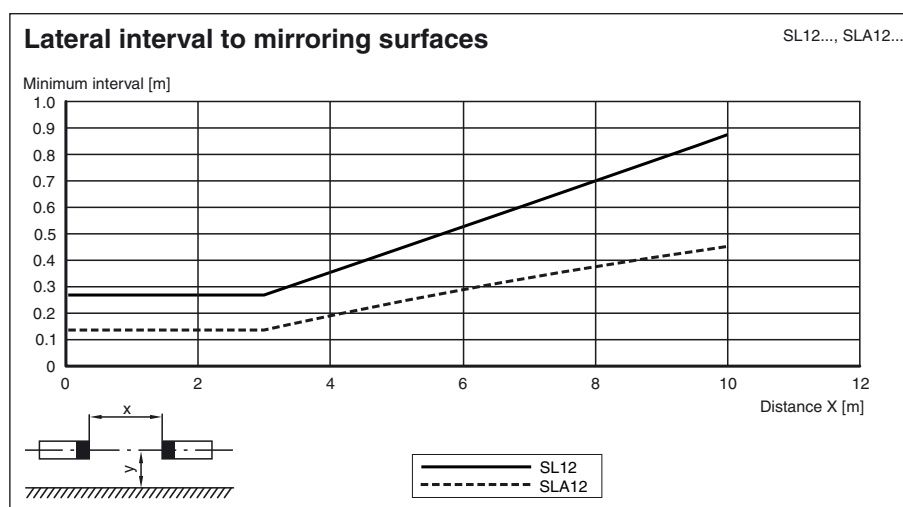
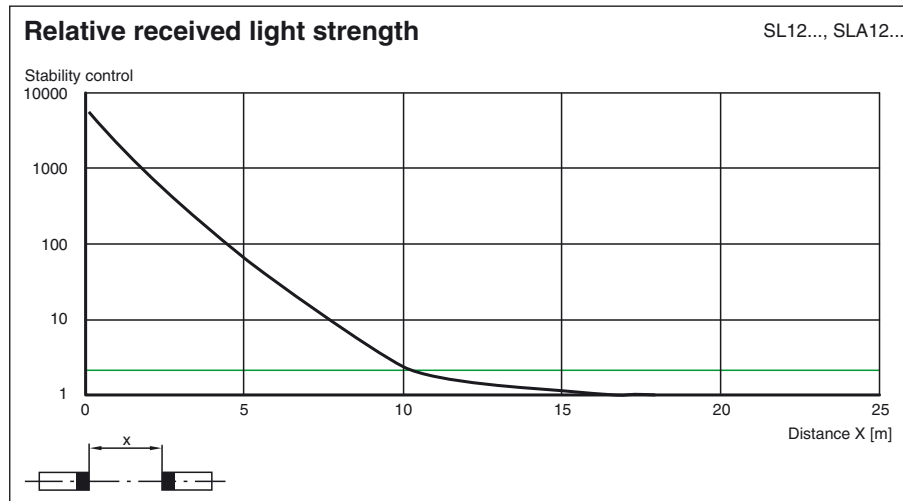
General information

System components	
Emitter	SLA12-T/115
Receiver	SLA12-R/115

Curves/Diagrams



Release date: 2009-12-14 11:09 Date of issue: 2009-12-14 117907_ENG.xml



Additional information

For much easier alignment even for long distance applications, an additional red LED is located in the receiver's optics:

- LED constantly illuminated:
signal strength < switching level
- LED flashes:
signal strength is between 1-fold switching level and 2-fold switching level
- LED off:
signal strength ≥ 2-fold switching level (function reserve)

System accessories

Control units

- SC4-2
- SB4 (SafeBox)

Cable sockets (not for option /115)

- straight: V15-G-2M-PVC
V15-G-5M-PVC
V15-G-10M-PVC
- angled: V15-W-2M-PVC
V15-W-5M-PVC
V15-W-10M-PVC

Mounting aids

Release date: 2009-12-14 11:09 Date of issue: 2009-12-14 11:09 117307_ENG.xml

OMH-06
OMH-MLV12-HWG
OMH-MLV12-HWK
OMH-K01
OMH-K02

Further accessories

Redirection mirror
SLA-1-M

Release date: 2009-12-14 11:09 Date of issue: 2009-12-14 11:09 117907_ENG.xml