



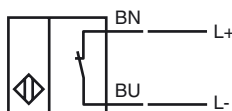
Model Number

NJ6-22-N-15M

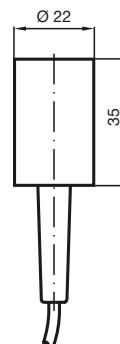
Features

- Comfort series
- 6 mm flush
- Usable up to SIL2 acc. to IEC 61508

Connection



Dimensions



Technical Data

General specifications

Switching element function	NAMUR, NC
Rated operating distance	s_n 6 mm
Installation	flush
Output polarity	NAMUR
Assured operating distance	s_a 0 ... 4.86 mm
Reduction factor r_{AI}	0.4
Reduction factor r_{Cu}	0.3
Reduction factor r_{304}	0.85

Nominal ratings

Nominal voltage	U_o 8 V
Switching frequency	f 0 ... 2000 Hz
Hysteresis	H 1 ... 7 typ. 4 %
Current consumption	
Measuring plate not detected	≥ 3 mA
Measuring plate detected	≤ 1 mA

Ambient conditions

Ambient temperature	-25 ... 100 °C (-13 ... 212 °F)
---------------------	---------------------------------

Mechanical specifications

Connection type	cable PVC , 2 m
Core cross-section	0.75 mm ²
Housing material	PBT
Sensing face	PBT
Protection degree	IP68

General information

Use in the hazardous area	see instruction manuals
Category	2G; 3G

Compliance with standards and directives

Standard conformity	
NAMUR	EN 60947-5-6:2000 IEC 60947-5-6:1999
Standards	EN 60947-5-2:2007 IEC 60947-5-2:2007

Approvals and certificates

UL approval	cULus Listed, General Purpose
CSA approval	cCSAus Listed, General Purpose
CCC approval	Products with a maximum operating voltage of ≤ 36 V do not bear a CCC marking because they do not require approval.

ATEX 2G

Instruction

Device category 2G

Directive conformity

Standard conformity

CE marking

Ex-identification

EC-Type Examination Certificate

Appropriate type

Effective internal capacitance C_i Effective internal inductance L_i

General

Highest permissible ambient temperature

Installation, Commissioning

Maintenance

Specific conditions

Protection from mechanical danger

Manual electrical apparatus for hazardous areas

for use in hazardous areas with gas, vapour and mist


94/9/EG

EN 60079-0:2009, EN 60079-11:2007

Ignition protection "Intrinsic safety"

Use is restricted to the following stated conditions

CE 0102

 II 2G Ex ia IIC T6 Gb

PTB 00 ATEX 2048 X

NJ 6-22-N...

 ≤ 130 nF ; a cable length of 10 m is considered. ≤ 100 μ H ; a cable length of 10 m is considered.

The apparatus has to be operated according to the appropriate data in the data sheet and in this instruction manual. The EC-Type Examination Certificate has to be observed. The special conditions must be adhered to!

Directive 94/9/EG and hence also EC-Type Examination Certificates apply in general only to the use of electrical apparatus under atmospheric conditions.

The use in ambient temperatures of > 60 °C was tested with regard to hot surfaces by the mentioned certification authority.

If the equipment is not used under atmospheric conditions, a reduction of the permissible minimum ignition energies may have to be taken into consideration.

The temperature ranges, according to temperature class, are given in the EC-Type Examination Certificate.

Laws and/or regulations and standards governing the use or intended usage goal must be observed. The intrinsic safety is only assured in connection with an appropriate related apparatus and according to the proof of intrinsic safety.

No changes can be made to apparatus, which are operated in hazardous areas.

Repairs to these apparatus are not possible.

When used in the temperature range below -20 °C the sensor should be protected from knocks by the provision of an additional housing.

ATEX 3G (ic)

Instruction

Device category 3G (ic)

Directive conformity

Standard conformity

CE marking

Ex-identification

Effective internal capacitance C_i Effective internal inductance L_i

General

Installation, Commissioning

Maintenance

Specific conditionsMaximum permissible ambient temperature T_{Umax} at $U_i = 20$ Vfor $P_i=34$ mW, $I_i=25$ mA, T6for $P_i=34$ mW, $I_i=25$ mA, T5for $P_i=34$ mW, $I_i=25$ mA, T4-T1for $P_i=64$ mW, $I_i=25$ mA, T6for $P_i=64$ mW, $I_i=25$ mA, T5for $P_i=64$ mW, $I_i=25$ mA, T4-T1for $P_i=169$ mW, $I_i=52$ mA, T6for $P_i=169$ mW, $I_i=52$ mA, T5for $P_i=169$ mW, $I_i=52$ mA, T4-T1for $P_i=242$ mW, $I_i=76$ mA, T6for $P_i=242$ mW, $I_i=76$ mA, T5for $P_i=242$ mW, $I_i=76$ mA, T4-T1

Protection from mechanical danger

Connection parts

Manual electrical apparatus for hazardous areas

for use in hazardous areas with gas, vapour and mist

94/9/EG

EN 60079-0:2009, EN 60079-11:2007 Ignition protection category "ic"

Use is restricted to the following stated conditions

CE 0102

II 3G Ex ic IIC T6 Gc X

 ≤ 130 nF ; a cable length of 10 m is considered. ≤ 100 μ H ; A cable length of 10 m is considered.

The apparatus has to be operated according to the appropriate data in the data sheet and in this instruction manual. The data stated in the data sheet are restricted by this operating instruction!

The special conditions must be observed!

Laws and/or regulations and standards governing the use or intended usage goal must be observed. The sensor must only be operated with energy-limited circuits, which satisfy the requirements of IEC 60079-11. The explosion group complies with the connected, supplying, power limiting circuit.

No changes can be made to apparatus, which are operated in hazardous areas.

Repairs to these apparatus are not possible.

70 °C (158 °F)

85 °C (185 °F)

100 °C (212 °F)

69 °C (156.2 °F)

84 °C (183.2 °F)

100 °C (212 °F)

51 °C (123.8 °F)

66 °C (150.8 °F)

80 °C (176 °F)

39 °C (102.2 °F)

54 °C (129.2 °F)

61 °C (141.8 °F)

The sensor must not be mechanically damaged.

When used in the temperature range below -20 °C the sensor should be protected from knocks by the provision of an additional housing.

The connection parts are to be installed, such that a minimum protection class of IP20 is achieved, in accordance with IEC 60529.