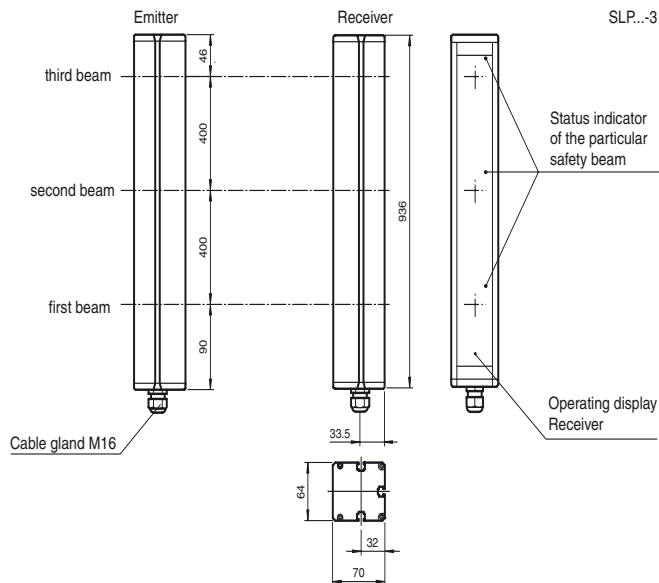
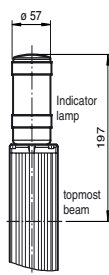


Dimensions

Option -L with indicator lamp
(in receiver only)



Model Number

SLP65-3

Safety light grid

Features

- Detection range up to 65 m
- Self-monitoring (type 4 according to IEC/EN 61496-1)
- 3-Radial design
- Beam spacing 400 mm
- Red transmission light
- Integrated function display
- Pre-fault indication
- Operation on control units of SB4 (SafeBox)

Accessories

SLP-X-M
Mounting aid Safety

MS SLP
Mounting aid Safety

PG SLP-X
Mounting aid Safety

PG HOLDER SLP
Mounting aid Safety

PA SLP/SLC
Mounting aid Safety

BA SLP
Mounting aid Safety


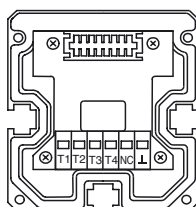
UC SLP/SLC
Mounting aid Safety

UC SLP/SLC 1530 mm
Mounting aid Safety

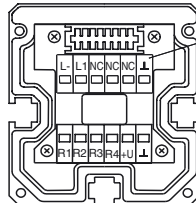
Additional accessories can be found in the Internet.

Electrical connection


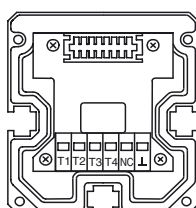
Emitter SLP



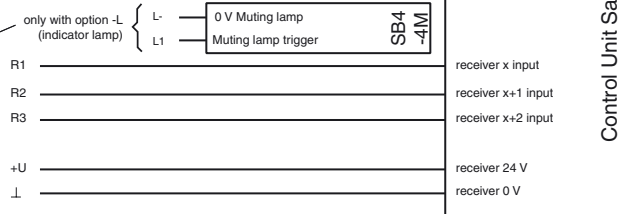
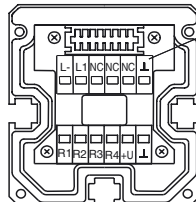
Receiver SLP (-L)



Emitter SLP



Receiver SLP (-L)



Release date: 2009-12-14 11:20 Date of issue: 2009-12-14 11:4474_ENG.xml

Technical data

General specifications

Effective detection range	12 ... 65 m
Light source	LED
Light type	red, modulated light
Approvals	TÜV
Tests	IEC/EN 61496
Safety type according to IEC/EN 61496	4
Marking	CE
Obstacle size	static: 32 mm dynamic: 50 mm (at v = 1.6 m/s of the obstacle)
Beam spacing	400 mm
Number of beams	3
Angle of divergence	< 5 °

Functional safety related parameters

Safety Integrity Level (SIL)	SIL 3
Performance level (PL)	PL e
Category	Cat. 4
Mission Time (T _M)	20 a
PFH _d	2.81 E-9

Indicators/operating means

Operating display	LED red in receiver
Function display	LED red: per receiver channel off: Interruption flashes: receiver continuously on: reception with sufficient stability control
Pre-fault indication	Functional display flashing

Electrical specifications

Operating voltage	U _B	Power supply via control unit
Protection class		III

Ambient conditions

Ambient temperature	-20 ... 60 °C (253 ... 333 K)
Storage temperature	-20 ... 70 °C (253 ... 343 K)
Relative humidity	max. 95 %, not condensing

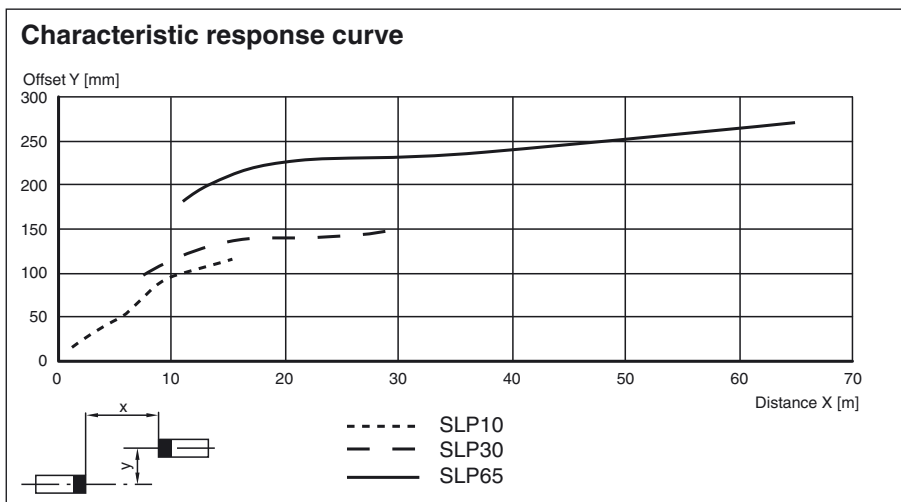
Mechanical specifications

Protection degree	IP65
Connection	Cable screwed connection M16 , terminal compartment
Connection options	Further electrical connection options on request: Connector DIN 43 651 Hirschmann, emitter: 6-pin+PE, receiver: 11-pin+PE
Material	
Housing	aluminium extruded structural profile, RAL 1021 (yellow) coated
Optical face	Plastic pane
Mass	Per 3200 g

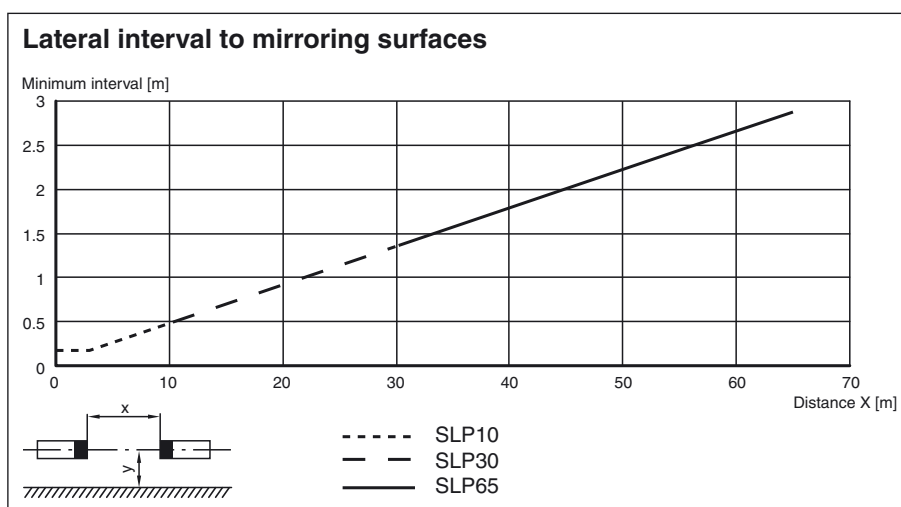
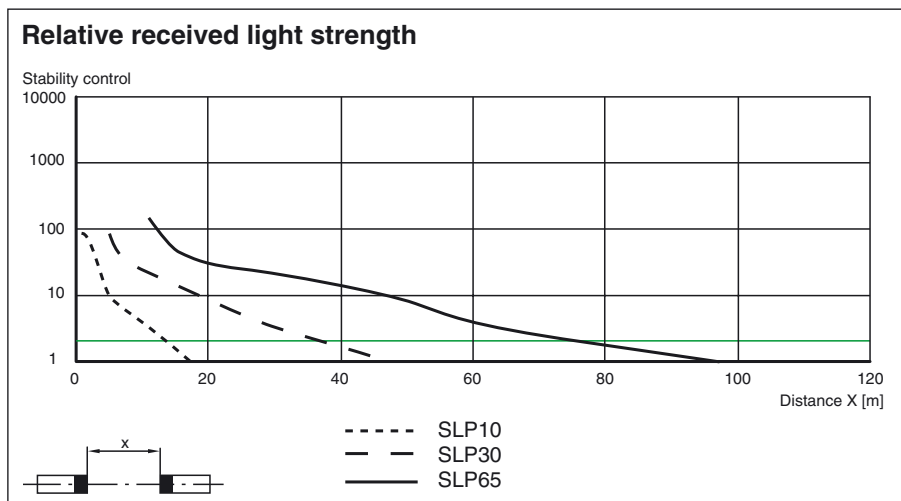
General information

System components	
Emitter	SLP65-3-T
Receiver	SLP65-3-R

Curves/Diagrams



Release date: 2009-12-14 11:20 Date of issue: 2009-12-14 11:4474_ENG.xml



System accessories

- Control unit SafeBox
- Mounting set MS SLP
- Protective glass pieces for SLP (to protect the optically functional surface)
- Ground pillar UC SLP/SLC
- Housing for pillar Enclosure UC SLP/SLC
- Collision protector Damping UC SLP/SLC
- Profile alignment aid
- Laser alignment aid SLP
- Redirection mirror for multi-side protection of hazardous areas SLP-...-M
- Muting Set MS SLP/SLA28 MS SLPCM

Release date: 2009-12-14 11:20 Date of issue: 2009-12-14 11:4474_ENG.xml