



Model Number

SLA20/92

Safety thru-beam sensor
with M12, 4-pin metal connector

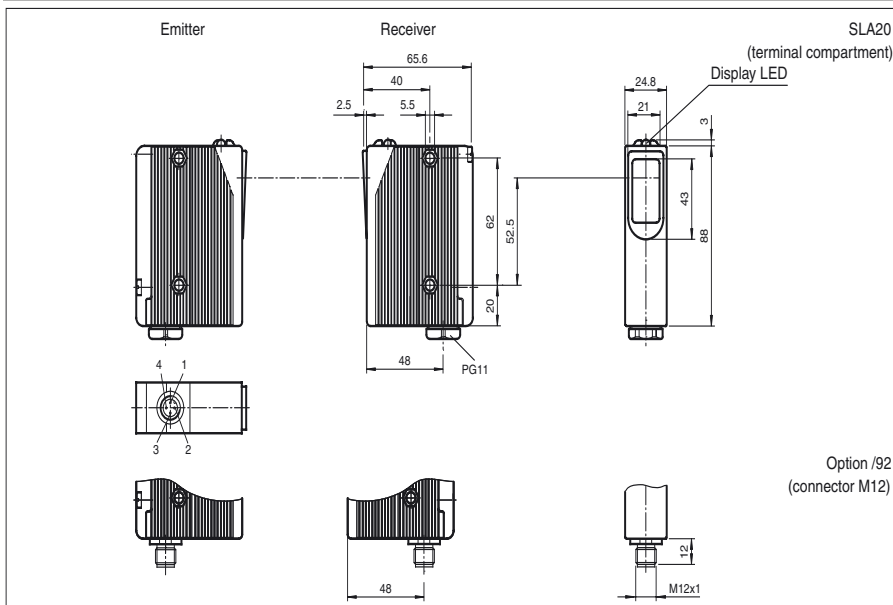
Features

- Detection range up to 10 m
- Self-monitoring (type 4 according to IEC/EN 61496-1)
- Red transmission light
- Clearly visible LED functional display and pre-fault indicator on the receiver
- Sturdy housing
- Operation on control units of SB4 (SafeBox)

Accessories

OMH-21
Mounting aid


Dimensions



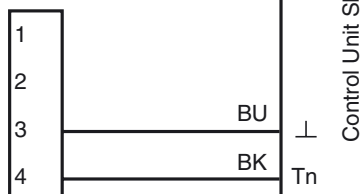
Electrical connection

Design with connector plug

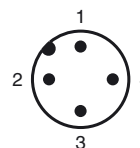
Receiver:



Emitter:



Pinout



Release date: 2009-12-14 11:09 Date of issue: 2009-12-14 11:4439_ENG.xml

Additional accessories can be found in the Internet.

Subject to modifications without notice

Pepperl+Fuchs Group
www.pepperl-fuchs.com

USA: +1 330 486 0001
fa-info@us.pepperl-fuchs.com

Germany: +49 621 776-4411
fa-info@pepperl-fuchs.com

Copyright Pepperl+Fuchs

Singapore: +65 6779 9091
fa-info@sg.pepperl-fuchs.com

Technical data

General specifications

Effective detection range	0 ... 10 m
Number of protective field beams	1
Light source	LED , 665 nm
Light type	red, modulated light
Approvals	TÜV
Tests	IEC/EN 61496
Safety type according to IEC/EN 61496	4
Marking	CE
Obstacle size	static: 15 mm dynamic: 30 mm (at v = 1.6 m/s of the obstacle)
Angle of divergence	< 5 °

Functional safety related parameters

Safety Integrity Level (SIL)	SIL 3
Performance level (PL)	PL e
Category	Cat. 4
Mission Time (T _M)	20 a
PFH _d	4.4 E-10

Indicators/operating means

Function display	LED yellow/green in receiver: off: Interruption yellow: transmission green: reception with sufficient stability control
Pre-fault indication	LED functional display yellow

Electrical specifications

Operating voltage	U _B	Power supply via control unit
-------------------	----------------	-------------------------------

Ambient conditions

Ambient temperature	-20 ... 60 °C (253 ... 333 K)
Storage temperature	-20 ... 70 °C (253 ... 343 K)
Relative humidity	max. 95 %, not condensing

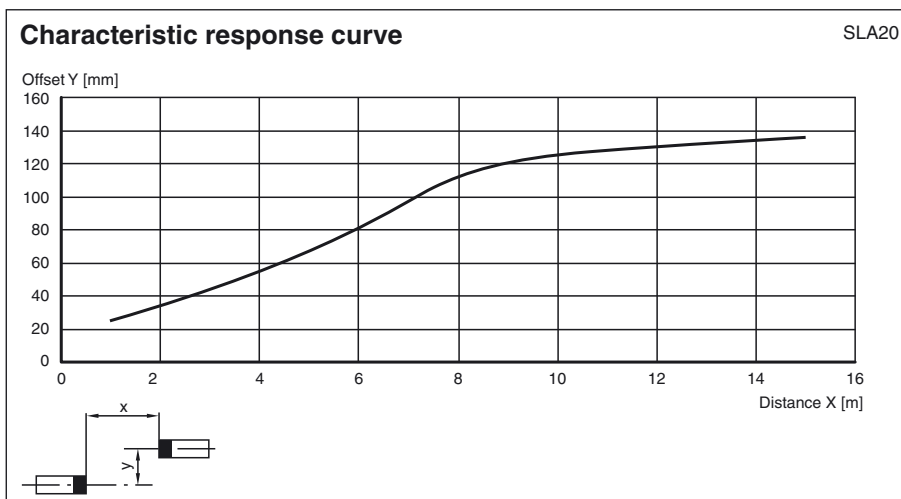
Mechanical specifications

Protection degree	IP65
Connection	M12 connector, 4-pin
Material	
Housing	Plastic terluran , RAL 1021 (yellow) (plastic, fibre reinforced)
Optical face	glass
Mass	Per 120 g


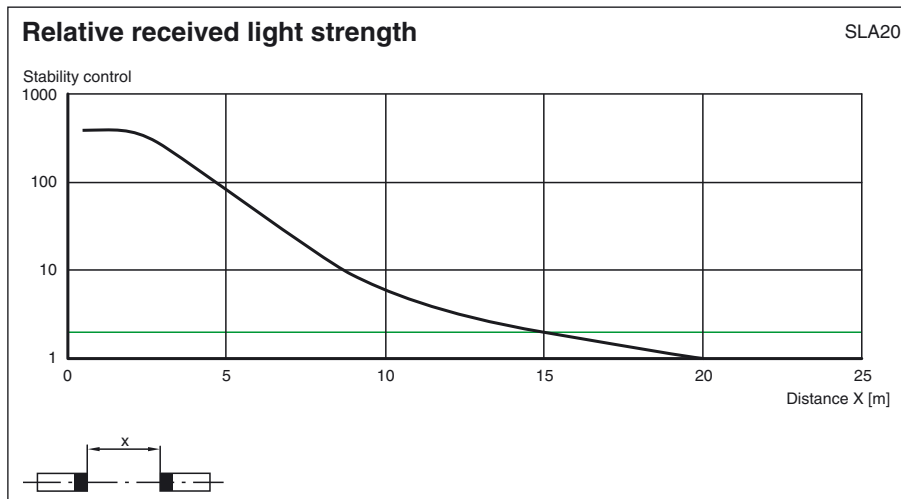
General information

System components	
Emitter	SLA20-T/92
Receiver	SLA20-R/92

Curves/Diagrams



Release date: 2009-12-14 11:09 Date of issue: 2009-12-14 11:4439_ENG.xml



System accessories

Control units

SLVA4-K plus
 SLVA8-K
 SC4-8

Cable sockets (only for option /92)

straight: V1-G-2M-PVC
 V1-G-5M-PVC
 V1-G-10M-PVC
 angled: V1-W-2M-PVC
 V1-W-5M-PVC
 V1-W-10M-PVC

Mounting aids

OMH-21
 OMH-22

Further accessories

Redirection mirror
 SLA-1-M

Release date: 2009-12-14 11:09 Date of issue: 2009-12-14 11:4439_ENG.xml