

**Model Number**

**SLP8-2-L**

Safety light grid

**Features**

- Detection range 8 m
- Self-monitoring (type 4 according to IEC/EN 61496-1)
- 2-Radial design
- Beam spacing 500 mm
- Red transmission light
- Integrated function display
- Pre-fault indication
- Operation on control units of SB4 (SafeBox)

**Accessories**

**SLP-X-M**

Mounting aid Safety

**MS SLP**

Mounting aid Safety

**PG SLP-X**

Mounting aid Safety

**PG HOLDER SLP**

Mounting aid Safety

**PA SLP/SLC**

Mounting aid Safety

**BA SLP**

Mounting aid Safety

**UC SLP/SLC**

Mounting aid Safety

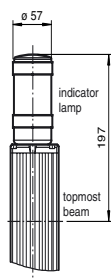
**UC SLP/SLC 1530 mm**

Mounting aid Safety

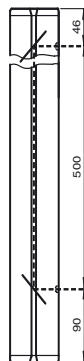
Additional accessories can be found in the Internet.

**Dimensions**

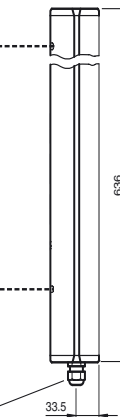
Option -L with indicator lamp (transceiver only)



Mirror SLP8-2-M



Transceiver SLP8-2-A

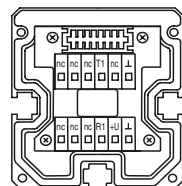


Status indicator safety beam

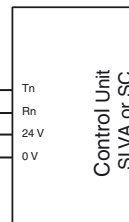
Operation display

**Electrical connection**

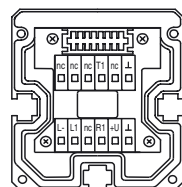
Transceiver SLP8-2-A



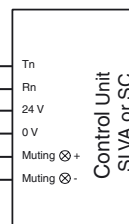
T1  
R1  
+U  
L



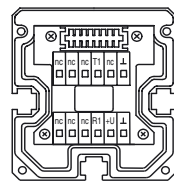
Transceiver SLP8-2-A-L



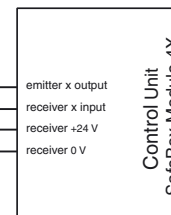
T1  
R1  
+U  
L  
L-  
L+  
L1



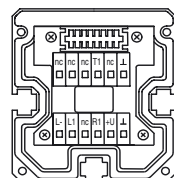
Transceiver SLP8-2-A



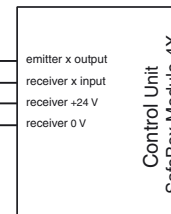
T1  
R1  
+U  
L



Transceiver SLP8-2-A-L



T1  
R1  
+U  
L  
L-  
L+  
L1



Release date: 2009-12-14 11:20 Date of issue: 2009-12-14 11:4438\_ENG.xml

Subject to modifications without notice

Pepperl+Fuchs Group  
www.pepperl-fuchs.com

USA: +1 330 486 0001  
fa-info@us.pepperl-fuchs.com

Germany: +49 621 776-4411  
fa-info@pepperl-fuchs.com

Copyright Pepperl+Fuchs  
Singapore: +65 6779 9091  
fa-info@sg.pepperl-fuchs.com

**Technical data**

**General specifications**

Effective detection range	0.2 ... 8 m
Light source	LED
Light type	red, modulated light
Approvals	TÜV
Tests	IEC/EN 61496
Safety type according to IEC/EN 61496	4
Marking	CE
Obstacle size	static: 32 mm dynamic: 50 mm (at v = 1.6 m/s of the obstacle)
Beam spacing	500 mm
Number of beams	2
Angle of divergence	< 5 °

**Functional safety related parameters**

Safety Integrity Level (SIL)	SIL 3
Performance level (PL)	PL e
Category	Cat. 4
Mission Time (T <sub>M</sub> )	20 a
PFH <sub>d</sub>	2.81 E-9

**Indicators/operating means**

Operating display	LED red in transceiver
Function display	LED red: per receiver channel off: Interruption flashes: receiver continuously on: reception with sufficient stability control
Muting display	Indicator lamp
Pre-fault indication	Functional display flashing

**Electrical specifications**

Operating voltage	U <sub>B</sub>	Power supply via control unit
Protection class		III

**Ambient conditions**

Ambient temperature	-20 ... 60 °C (253 ... 333 K)
Storage temperature	-20 ... 70 °C (253 ... 343 K)
Relative humidity	max. 95 %, not condensing

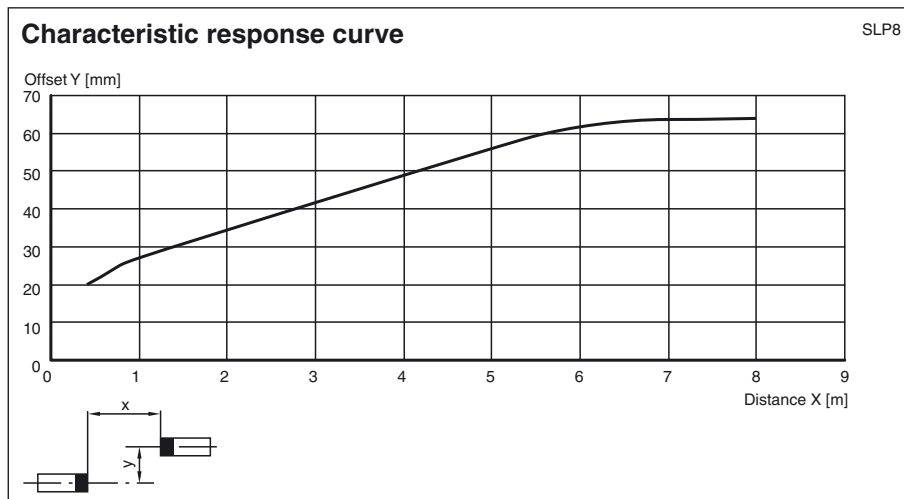
**Mechanical specifications**

Protection degree	IP65
Connection	Cable screwed connection M16 , terminal compartment
Connection options	Further electrical connection options on request: Connector DIN 43 651 Hirschmann, emitter: 6-pin+PE, receiver: 11-pin+PE
Material	
Housing	aluminium extruded structural profile, RAL 1021 (yellow) coated
Optical face	Plastic pane
Mass	Per 2100 g


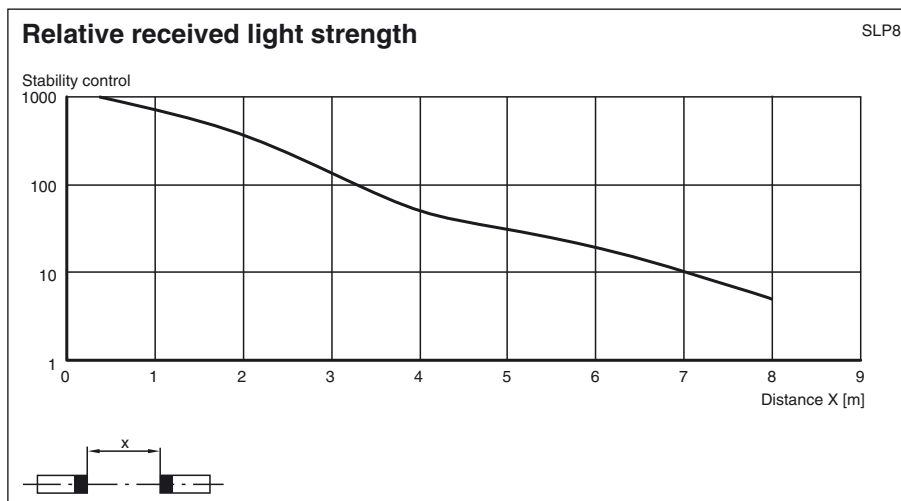
**General information**

System components	
Transceiver	SLP8-2-A-L
Mirror pillar	SLP8-2-M

**Curves/Diagrams**



Release date: 2009-12-14 11:20 Date of issue: 2009-12-14 11:438\_ENG.xml



### System accessories

- Control unit SafeBox
- Mounting set MS SLP
- Protective glass pieces for SLP (to protect the optically functional surface)
- Ground pillar UC SLP/SLC
- Housing for pillar  
Enclosure UC SLP/SLC
- Collision protector  
Damping UC SLP/SLC
- Profile alignment aid
- Laser alignment aid SLP
- Redirection mirror for multi-side protection of hazardous areas  
SLP-...-M
- Muting Set  
MS SLP/SLA28  
MS SLPCM

Release date: 2009-12-14 11:20 Date of issue: 2009-12-14 11:4438\_ENG.xml