



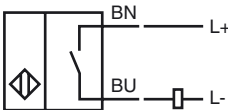
Model Number

NCN8-12GM35-Z4

Features

- 8 mm non-flush
- 2-wire DC
- Increased operating distance

Connection

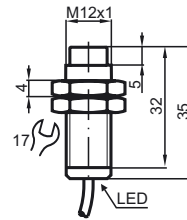


Accessories

BF 12

Mounting flange, 12 mm

Dimensions



Technical Data

General specifications

Switching element function	DC	NO
Rated operating distance	s_n	8 mm
Installation		non-flush
Output polarity		DC
Assured operating distance	s_a	0 ... 6.48 mm
Reduction factor r_{AI}		0.49
Reduction factor r_{Cu}		0.49
Reduction factor r_{304}		0.74

Nominal ratings

Operating voltage	U_B	3.5 ... 30 V
Switching frequency	f	0 ... 750 Hz
Hysteresis	H	typ. 3 %
Reverse polarity protected		leading
Short-circuit protection		pulsing
Voltage drop	U_d	≤ 3.5 V
Temperature drift		$\pm 15\%$
Operating current	I_L	2 ... 100 mA
Off-state current	I_r	0.4 ... 0.6 mA typ. 0.5 mA
Indication of the switching state		LED, yellow
Pre-fault indication		LED, red
Stability control-switch point		0,8 s_r ... 0,9 s_r

Functional safety related parameters

MTTF _d	1010 a
Mission Time (T _M)	20 a
Diagnostic Coverage (DC)	0 %

Ambient conditions

Ambient temperature	-25 ... 70 °C (-13 ... 158 °F)
Storage temperature	-40 ... 85 °C (-40 ... 185 °F)

Mechanical specifications

Connection type	cable PVC , 2 m
Core cross-section	0.34 mm ²
Housing material	brass, nickel-plated
Sensing face	PBT
Protection degree	IP67

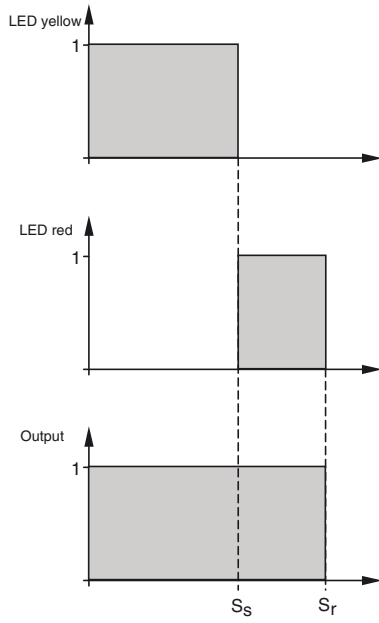
Compliance with standards and directives

Standard conformity	
Standards	EN 60947-5-2:2007 IEC 60947-5-2:2007

Approvals and certificates

UL approval	cULus Listed, General Purpose
CSA approval	cCSAus Listed, General Purpose
CCC approval	Products with a maximum operating voltage of ≤ 36 V do not bear a CCC marking because they do not require approval.

Correlation between output signal/LED-function and stable operating distance s_s / effective operating distance s_r :
 (s_s typ. 80 % of s_r)



Release date: 2012-05-23 14:19 Date of issue: 2012-05-23 109739_eng.xml