



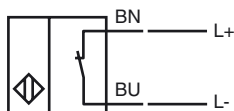
### Model Number

NJ5-18GK-SN-5M

### Features

- 5 mm embeddable
- Usable up to SIL 3 acc. to IEC 61508

### Connection

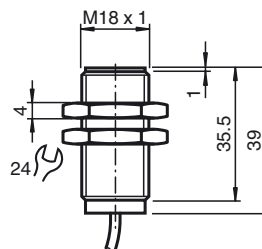


### Accessories

#### BF 18

Mounting flange, 18 mm

### Dimensions



### Technical Data

#### General specifications

Switching element function		NAMUR, NC
Rated operating distance	$s_n$	5 mm
Installation		embeddable
Output polarity		Safety Function
Assured operating distance	$s_a$	0 ... 4.05 mm
Reduction factor $r_{AI}$		0.4
Reduction factor $r_{CU}$		0.3
Reduction factor $r_{304}$		0.85

#### Nominal ratings

Nominal voltage	$U_o$	8 V
Switching frequency	$f$	0 ... 500 Hz
Current consumption		
Measuring plate not detected		$\geq 3$ mA
Measuring plate detected		$\leq 1$ mA

#### Ambient conditions

Ambient temperature	-40 ... 100 °C (-40 ... 212 °F)
---------------------	---------------------------------

#### Mechanical specifications

Connection type	cable silicon , 5 m
Core cross-section	0.75 mm <sup>2</sup>
Housing material	PP
Sensing face	PP
Protection degree	IP68

#### General information

Use in the hazardous area	see instruction manuals
Category	1G; 2G; 3G; 1D

#### Compliance with standards and directives

Standard conformity	
NAMUR	EN 60947-5-6:2000 IEC 60947-5-6:1999
Standards	EN 60947-5-2:2007 IEC 60947-5-2:2007

#### Approvals and certificates

UL approval	cULus Listed, General Purpose
CSA approval	cCSAus Listed, General Purpose
CCC approval	Products with a maximum operating voltage of $\leq 36$ V do not bear a CCC marking because they do not require approval.

**ATEX 1G**

Instruction

Device category 1G

Directive conformity  
Standard conformity

CE symbol

Ex-identification

EC-Type Examination Certificate

Appropriate type

Effective internal capacitance  $C_i$ Effective internal inductance  $L_i$ 

Cable length

Explosion group IIA

Explosion group IIB

Explosion group IIC

General

Highest permissible ambient temperature

Installation, Commissioning

Maintenance

**Special conditions**

Protection from mechanical danger

Electrostatic charging

**Manual electrical apparatus for hazardous areas**for use in hazardous areas with gas, vapour and mist  
94/9/EG

EN 60079-0:2006, EN 60079-11:2007, EN 60079-26:2007

Ignition protection "Intrinsic safety"

Use is restricted to the following stated conditions

 0102

 II 1G Ex ia IIC T6

PTB 00 ATEX 2049 X

NJ 5-18GK-SN...

 $\leq 120$  nF ; a cable length of 10 m is considered. $\leq 200$   $\mu$ H ; a cable length of 10 m is considered.

Dangerous electrostatic charges on the fixed connection cable must be taken into account for lengths equal to and exceeding the following values:

78 cm

39 cm

6 cm

The apparatus has to be operated according to the appropriate data in the data sheet and in this instruction manual. The EC-Type Examination Certificate has to be observed. The special conditions must be adhered to!

The temperature ranges, according to temperature class, are given in the EC-Type Examination Certificate. Note: Use the temperature table for category 1 !!! The 20 % reduction in accordance with EN 1127-1:2007 has already been accounted for in the temperature table for category 1.

Laws and/or regulations and standards governing the use or intended usage goal must be observed.

The intrinsic safety is only assured in connection with an appropriate related apparatus and according to the proof of intrinsic safety.

The associated apparatus must satisfy the requirements of category ia.

Due to the possible danger of ignition, which can arise due to faults and/or transient currents in the equipotential bonding system, galvanic isolation of the power supply and signal circuit is preferable. Associated apparatus without electrical isolation must only be used if the appropriate requirements of IEC 60079-14 are met.

No changes can be made to apparatus, which are operated in hazardous areas. Repairs to these apparatus are not possible.

When used in the temperature range below  $-20$  °C the sensor should be protected from knocks by the provision of an additional housing.

When used in group IIC non-permissible electrostatic charges should be avoided on the plastic housing parts.

**ATEX 2G**

Instruction

**Device category 2G**

Directive conformity

Standard conformity

CE symbol

Ex-identification

EC-Type Examination Certificate

Appropriate type

Effective internal capacitance  $C_i$ Effective internal inductance  $L_i$ 

General

Highest permissible ambient temperature

Installation, Commissioning

Maintenance

**Special conditions**

Protection from mechanical danger

**Manual electrical apparatus for hazardous areas**

for use in hazardous areas with gas, vapour and mist

94/9/EG

EN 60079-0:2006, EN 60079-11:2007

Ignition protection "Intrinsic safety"

Use is restricted to the following stated conditions

 0102

 II 1G Ex ia IIC T6

PTB 00 ATEX 2049 X

NJ 5-18GK-SN...

≤ 120 nF ; a cable length of 10 m is considered.

≤ 200 μH ; a cable length of 10 m is considered.

The apparatus has to be operated according to the appropriate data in the data sheet and in this instruction manual. The EC-Type Examination Certificate has to be observed. The special conditions must be adhered to!

The temperature ranges, according to temperature class, are given in the EC-Type Examination Certificate.

Laws and/or regulations and standards governing the use or intended usage goal must be observed. The intrinsic safety is only assured in connection with an appropriate related apparatus and according to the proof of intrinsic safety.

No changes can be made to apparatus, which are operated in hazardous areas. Repairs to these apparatus are not possible.

When used in the temperature range below -20 °C the sensor should be protected from knocks by the provision of an additional housing.

**ATEX 1D**

Instruction

**Device category 1D**

Directive conformity

Standard conformity

CE symbol

Ex-identification

EC-Type Examination Certificate

Appropriate type

Effective internal capacitance  $C_i$ Effective internal inductance  $L_i$ 

General

Maximum housing surface temperature

Installation, Commissioning

Maintenance

**Special conditions**

Electrostatic charging

**Manual electrical apparatus for hazardous areas**

for use in hazardous areas with combustible dust

94/9/EG

IEC 61241-11:2002: draft; prEN61241-0:2002

type of protection intrinsic safety "ID"

Use is restricted to the following stated conditions

**CE** 0102**Ex** II 1D Ex iaD 20 T 108 °C (226.4 °F)

The Ex-significant identification is on the enclosed adhesive label

ZELM 03 ATEX 0128 X

NJ 5-18GK-SN...

≤ 120 nF ; a cable length of 10 m is considered.

≤ 200 μH ; a cable length of 10 m is considered.

The apparatus has to be operated according to the appropriate data in the data sheet and in this instruction manual.

The EC-Type Examination Certificate has to be observed.

The special conditions must be adhered to!

The maximum surface temperature of the housing is given in the EC-Type Examination Certificate.

Laws and/or regulations and standards governing the use or intended usage goal must be observed.

The intrinsic safety is only assured in connection with an appropriate related apparatus and according to the proof of intrinsic safety.

The associated apparatus must satisfy at least the requirements of category ia IIB or iaD. Because of the possibility of the danger of ignition, which can arise due to faults and/or transient currents in the equipotential bonding system, galvanic isolation in the power supply and signal circuits is preferable. Associated apparatus without electrical isolation must only be used if the appropriate requirements of IEC 60079-14 are met. The intrinsically safe circuit has to be protected against influences due to lightning.

The adhesive label provided must be affixed in the immediate vicinity of the sensor!

The surface to which the label is applied must be clean, flat and free from grease!

The affixed adhesive label must be readable and durable, taking account of the possibility of chemical corrosion!

When used in the isolating wall between Zone 20 and Zone 21 or Zone 21 und Zone 22 the sensor must not be exposed to any mechanical danger and must be sealed in such a way, that the protective function of the isolating wall is not impaired. The applicable directives and standards must be observed.

No changes can be made to apparatus, which are operated in hazardous areas. Repairs to these apparatus are not possible.

The connection cables are to be laid in accordance with EN 50281-1-2 and must not normally be subjected to chaffing during use.

**ATEX 3G (ic)**

Instruction

**Device category 3G (ic)**

Directive conformity

Standard conformity

CE symbol

Ex-identification

Effective internal capacitance  $C_i$ Effective internal inductance  $L_i$ 

General

Installation, Commissioning

Maintenance

**Special conditions**Maximum permissible ambient temperature  $T_{Umax}$  at  $U_i = 20 V$ for  $P_i=34 mW$ ,  $I_i=25 mA$ , T6for  $P_i=34 mW$ ,  $I_i=25 mA$ , T5for  $P_i=34 mW$ ,  $I_i=25 mA$ , T4-T1for  $P_i=64 mW$ ,  $I_i=25 mA$ , T6for  $P_i=64 mW$ ,  $I_i=25 mA$ , T5for  $P_i=64 mW$ ,  $I_i=25 mA$ , T4-T1for  $P_i=169 mW$ ,  $I_i=52 mA$ , T6for  $P_i=169 mW$ ,  $I_i=52 mA$ , T5for  $P_i=169 mW$ ,  $I_i=52 mA$ , T4-T1for  $P_i=242 mW$ ,  $I_i=76 mA$ , T6for  $P_i=242 mW$ ,  $I_i=76 mA$ , T5for  $P_i=242 mW$ ,  $I_i=76 mA$ , T4-T1

Protection from mechanical danger

Connection parts

**Manual electrical apparatus for hazardous areas**


for use in hazardous areas with gas, vapour and mist

94/9/EG

EN 60079-11:2007 Ignition protection category "ic"

Use is restricted to the following stated conditions

CE 0102

 II 3G Ex ic IIC T6 X The Ex-significant identification is on the enclosed adhesive label

 $\leq 120 nF$  ; A cable length of 10 m is considered. $\leq 200 \mu H$  ; A cable length of 10 m is considered.

The apparatus has to be operated according to the appropriate data in the data sheet and in this instruction manual. The data stated in the data sheet are restricted by this operating instruction!

The special conditions must be observed!

Laws and/or regulations and standards governing the use or intended usage goal must be observed. The sensor must only be operated with energy-limited circuits, which satisfy the requirements of IEC 60079-11. The explosion group depends on the connected and energy-limited supply circuit.

The adhesive label provided must be affixed in the immediate vicinity of the sensor! The surface to which the label is applied must be clean, flat and free from grease! The affixed adhesive label must be readable and durable, taking account of the possibility of chemical corrosion!

No changes can be made to apparatus, which are operated in hazardous areas. Repairs to these apparatus are not possible.

70 °C (158 °F)

85 °C (185 °F)

100 °C (212 °F)

69 °C (156.2 °F)

84 °C (183.2 °F)

100 °C (212 °F)

51 °C (123.8 °F)

66 °C (150.8 °F)

80 °C (176 °F)

39 °C (102.2 °F)

54 °C (129.2 °F)

61 °C (141.8 °F)

The sensor must not be mechanically damaged.

When used in the temperature range below -20 °C the sensor should be protected from knocks by the provision of an additional housing.

The connection parts are to be installed, such that a minimum protection class of IP20 is achieved, in accordance with IEC 60529.