



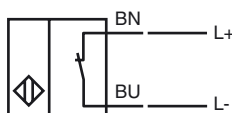
Model Number

NJ5-18GK-SN

Features

- 5 mm flush
- Usable up to SIL 3 acc. to IEC 61508

Connection



Accessories

BF 18

Mounting flange, 18 mm

Application



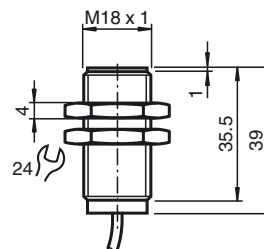
Danger!

In safety-related applications the sensor must be operated with a qualified fail safe interface from

Pepperl+Fuchs, such as KFD2-SH-EX1.

Consider the "exida Functional Safety Assessment" document which is available on www.pepperl-fuchs.com as an integral part of this product's documentation.

Dimensions



Technical Data

General specifications

Switching element function		NAMUR, NC
Rated operating distance	s_n	5 mm
Installation		flush
Output polarity		Safety Function
Assured operating distance	s_a	0 ... 4.05 mm
Reduction factor r_{AI}		0.4
Reduction factor r_{Cu}		0.3
Reduction factor r_{304}		0.85

Nominal ratings

Nominal voltage	U_o	8 V DC
Switching frequency	f	0 ... 500 Hz
Current consumption		
Measuring plate not detected		≥ 3 mA
Measuring plate detected		≤ 1 mA

Ambient conditions

Ambient temperature		-40 ... 100 °C (-40 ... 212 °F)
---------------------	--	---------------------------------

Mechanical specifications

Connection type		cable silicon , 2 m
Core cross-section		0.75 mm ²
Housing material		PP
Sensing face		PP
Protection degree		IP68

General information

Use in the hazardous area		see instruction manuals
Category		1G; 2G; 3G; 1D

Compliance with standards and directives

Standard conformity		
NAMUR		EN 60947-5-6:2000 IEC 60947-5-6:1999
Standards		EN 60947-5-2:2007 IEC 60947-5-2:2007

Approvals and certificates

FM approval		
Control drawing		116-0165F
UL approval		cULus Listed, General Purpose
CSA approval		cCSAus Listed, General Purpose
CCC approval		Products with a maximum operating voltage of ≤ 36 V do not bear a CCC marking because they do not require approval.

ATEX 1G

Instruction

Manual electrical apparatus for hazardous areas

Device category 1G

for use in hazardous areas with gas, vapour and mist

Directive conformity

94/9/EG

Standard conformity

EN 60079-0:2009, EN 60079-11:2007, EN 60079-26:2007


Ignition protection "Intrinsic safety"

Use is restricted to the following stated conditions

CE marking

 0102

Ex-identification

 II 1G Ex ia IIC T6 Ga

EC-Type Examination Certificate

PTB 00 ATEX 2049 X

Appropriate type

NJ 5-18GK-SN...

Effective internal capacitance C_i ≤ 120 nF ; a cable length of 10 m is considered.Effective internal inductance L_i ≤ 200 μ H ; a cable length of 10 m is considered.

Cable length

Dangerous electrostatic charges on the fixed connection cable must be taken into account for lengths equal to and exceeding the following values:

Explosion group IIA

78 cm

Explosion group IIB

39 cm

Explosion group IIC

6 cm

General

The apparatus has to be operated according to the appropriate data in the data sheet and in this instruction manual. The EC-Type Examination Certificate has to be observed. The special conditions must be adhered to!

Highest permissible ambient temperature

The temperature ranges, according to temperature class, are given in the EC-Type Examination Certificate. Note: Use the temperature table for category 1 !!! The 20 % reduction in accordance with EN 1127-1:2007 has already been accounted for in the temperature table for category 1.

Installation, Commissioning

Laws and/or regulations and standards governing the use or intended usage goal must be observed.

The intrinsic safety is only assured in connection with an appropriate related apparatus and according to the proof of intrinsic safety.

The associated apparatus must satisfy the requirements of category ia.

Due to the possible danger of ignition, which can arise due to faults and/or transient currents in the equipotential bonding system, galvanic isolation of the power supply and signal circuit is preferable. Associated apparatus without electrical isolation must only be used if the appropriate requirements of IEC 60079-14 are met.

Maintenance

No changes can be made to apparatus, which are operated in hazardous areas. Repairs to these apparatus are not possible.

Specific conditions

Protection from mechanical danger

When used in the temperature range below -20 °C the sensor should be protected from knocks by the provision of an additional housing.

Electrostatic charging

When used in group IIC non-permissible electrostatic charges should be avoided on the plastic housing parts.

ATEX 2G

Instruction

Device category 2G

Directive conformity

Standard conformity

CE marking

Ex-identification

EC-Type Examination Certificate

Appropriate type

Effective internal capacitance C_i Effective internal inductance L_i

General

Highest permissible ambient temperature

Installation, Commissioning

Maintenance

Specific conditions

Protection from mechanical danger

Manual electrical apparatus for hazardous areas

for use in hazardous areas with gas, vapour and mist


94/9/EG

EN 60079-0:2009, EN 60079-11:2007

Ignition protection "Intrinsic safety"

Use is restricted to the following stated conditions


 0102

 II 1G Ex ia IIC T6 Ga

PTB 00 ATEX 2049 X

NJ 5-18GK-SN...

≤ 120 nF ; a cable length of 10 m is considered.

≤ 200 μH ; a cable length of 10 m is considered.

The apparatus has to be operated according to the appropriate data in the data sheet and in this instruction manual. The EC-Type Examination Certificate has to be observed. The special conditions must be adhered to!

The temperature ranges, according to temperature class, are given in the EC-Type Examination Certificate.

Laws and/or regulations and standards governing the use or intended usage goal must be observed. The intrinsic safety is only assured in connection with an appropriate related apparatus and according to the proof of intrinsic safety.

No changes can be made to apparatus, which are operated in hazardous areas. Repairs to these apparatus are not possible.

When used in the temperature range below -20 °C the sensor should be protected from knocks by the provision of an additional housing.

ATEX 1D

Instruction

Device category 1D

Directive conformity

Standard conformity

CE marking

Ex-identification

EC-Type Examination Certificate

Appropriate type

Effective internal capacitance C_i Effective internal inductance L_i

General

Maximum housing surface temperature

Installation, Commissioning

Maintenance

Specific conditions

Electrostatic charging

Manual electrical apparatus for hazardous areas

for use in hazardous areas with combustible dust

94/9/EG

IEC 61241-11:2002: draft; prEN61241-0:2002

type of protection intrinsic safety "ID"

Use is restricted to the following stated conditions

CE 0102**Ex** II 1D Ex iaD 20 T 108 °C (226.4 °F)

The Ex-significant identification is on the enclosed adhesive label

ZELM 03 ATEX 0128 X

NJ 5-18GK-SN...

≤ 120 nF ; a cable length of 10 m is considered.

≤ 200 μH ; a cable length of 10 m is considered.

The apparatus has to be operated according to the appropriate data in the data sheet and in this instruction manual.

The EC-Type Examination Certificate has to be observed.

The special conditions must be adhered to!

The maximum surface temperature of the housing is given in the EC-Type Examination Certificate.

Laws and/or regulations and standards governing the use or intended usage goal must be observed.

The intrinsic safety is only assured in connection with an appropriate related apparatus and according to the proof of intrinsic safety.

The associated apparatus must satisfy at least the requirements of category ia IIB or iaD. Because of the possibility of the danger of ignition, which can arise due to faults and/or transient currents in the equipotential bonding system, galvanic isolation in the power supply and signal circuits is preferable. Associated apparatus without electrical isolation must only be used if the appropriate requirements of IEC 60079-14 are met. The intrinsically safe circuit has to be protected against influences due to lightning.

The adhesive label provided must be affixed in the immediate vicinity of the sensor!

The surface to which the label is applied must be clean, flat and free from grease!

The affixed adhesive label must be readable and durable, taking account of the possibility of chemical corrosion!

When used in the isolating wall between Zone 20 and Zone 21 or Zone 21 und Zone 22 the sensor must not be exposed to any mechanical danger and must be sealed in such a way, that the protective function of the isolating wall is not impaired. The applicable directives and standards must be observed.

No changes can be made to apparatus, which are operated in hazardous areas. Repairs to these apparatus are not possible.

The connection cables are to be laid in accordance with EN 50281-1-2 and must not normally be subjected to chaffing during use.

ATEX 3G (nL)

Note

This instruction is only valid for products according to EN 60079-15:2003, valid until 31-May-2008

Instruction**Manual electrical apparatus for hazardous areas****Device category 3G (nL)**

for use in hazardous areas with gas, vapour and mist
94/9/EG

Directive conformity

EN 60079-15:2003 Ignition protection category "n"
Use is restricted to the following stated conditions

Standard conformity

CE 0102

CE marking

Ex-identification

Ex II 3G EEx nL IIC T6 X The Ex-significant identification is on the enclosed adhesive label

Effective internal capacitance C_i

≤ 120 nF ; A cable length of 10 m is considered.

Effective internal inductance L_i

≤ 200 μ H ; A cable length of 10 m is considered.

General

The apparatus has to be operated according to the appropriate data in the data sheet and in this instruction manual. The data stated in the data sheet are restricted by this operating instruction! The special conditions must be observed!

Installation, Commissioning

Laws and/or regulations and standards governing the use or intended usage goal must be observed. The sensor must only be operated with energy-limited circuits, which satisfy the requirements of IEC 60079-15. The explosion group depends on the connected and energy-limited supply circuit.

The adhesive label provided must be affixed in the immediate vicinity of the sensor! The surface to which the label is applied must be clean, flat and free from grease! The affixed adhesive label must be readable and durable, taking account of the possibility of chemical corrosion!

Maintenance

No changes can be made to apparatus, which are operated in hazardous areas. Repairs to these apparatus are not possible.

Specific conditions

Maximum permissible ambient temperature T_{Umax} at $U_i = 20$ V

for $P_i=34$ mW, $I_i=25$ mA, T6

70 °C (158 °F)

for $P_i=34$ mW, $I_i=25$ mA, T5

85 °C (185 °F)

for $P_i=34$ mW, $I_i=25$ mA, T4-T1

100 °C (212 °F)

for $P_i=64$ mW, $I_i=25$ mA, T6

69 °C (156.2 °F)

for $P_i=64$ mW, $I_i=25$ mA, T5

84 °C (183.2 °F)

for $P_i=64$ mW, $I_i=25$ mA, T4-T1

100 °C (212 °F)

for $P_i=169$ mW, $I_i=52$ mA, T6

51 °C (123.8 °F)

for $P_i=169$ mW, $I_i=52$ mA, T5

66 °C (150.8 °F)

for $P_i=169$ mW, $I_i=52$ mA, T4-T1

80 °C (176 °F)

for $P_i=242$ mW, $I_i=76$ mA, T6

39 °C (102.2 °F)

for $P_i=242$ mW, $I_i=76$ mA, T5

54 °C (129.2 °F)

for $P_i=242$ mW, $I_i=76$ mA, T4-T1

61 °C (141.8 °F)

Protection from mechanical danger

The sensor must not be mechanically damaged.

When used in the temperature range below -20 °C the sensor should be protected from knocks by the provision of an additional housing.

Connection parts

The connection parts are to be installed, such that a minimum protection class of IP20 is achieved, in accordance with IEC 60529.

ATEX 3G (ic)

Instruction

Device category 3G (ic)

Directive conformity

Standard conformity

CE marking

Ex-identification

Effective internal capacitance C_i Effective internal inductance L_i

General

Installation, Commissioning

Maintenance

Specific conditionsMaximum permissible ambient temperature T_{Umax} at $U_i = 20$ Vfor $P_i=34$ mW, $I_i=25$ mA, T6for $P_i=34$ mW, $I_i=25$ mA, T5for $P_i=34$ mW, $I_i=25$ mA, T4-T1for $P_i=64$ mW, $I_i=25$ mA, T6for $P_i=64$ mW, $I_i=25$ mA, T5for $P_i=64$ mW, $I_i=25$ mA, T4-T1for $P_i=169$ mW, $I_i=52$ mA, T6for $P_i=169$ mW, $I_i=52$ mA, T5for $P_i=169$ mW, $I_i=52$ mA, T4-T1for $P_i=242$ mW, $I_i=76$ mA, T6for $P_i=242$ mW, $I_i=76$ mA, T5for $P_i=242$ mW, $I_i=76$ mA, T4-T1

Protection from mechanical danger

Connection parts


Manual electrical apparatus for hazardous areas

for use in hazardous areas with gas, vapour and mist

94/9/EG

EN 60079-0:2009, EN 60079-11:2007 Ignition protection category "ic"

Use is restricted to the following stated conditions

 0102 II 3G Ex ic IIC T6 Gc X

The Ex-significant identification is on the enclosed adhesive label

 ≤ 120 nF ; A cable length of 10 m is considered. ≤ 200 μ H ; A cable length of 10 m is considered.

The apparatus has to be operated according to the appropriate data in the data sheet and in this instruction manual. The data stated in the data sheet are restricted by this operating instruction!

The special conditions must be observed!

Laws and/or regulations and standards governing the use or intended usage goal must be observed. The sensor must only be operated with energy-limited circuits, which satisfy the requirements of IEC 60079-11. The explosion group depends on the connected and energy-limited supply circuit.

The adhesive label provided must be affixed in the immediate vicinity of the sensor!

The surface to which the label is applied must be clean, flat and free from grease!

The affixed adhesive label must be readable and durable, taking account of the

possibility of chemical corrosion!

No changes can be made to apparatus, which are operated in hazardous areas.

Repairs to these apparatus are not possible.

70 °C (158 °F)

85 °C (185 °F)

100 °C (212 °F)

69 °C (156.2 °F)

84 °C (183.2 °F)

100 °C (212 °F)

51 °C (123.8 °F)

66 °C (150.8 °F)

80 °C (176 °F)

39 °C (102.2 °F)

54 °C (129.2 °F)

61 °C (141.8 °F)

The sensor must not be mechanically damaged.

When used in the temperature range below -20 °C the sensor should be protected from knocks by the provision of an additional housing.

The connection parts are to be installed, such that a minimum protection class of IP20 is achieved, in accordance with IEC 60529.