

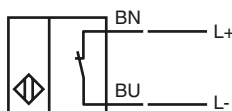
**Model Number**

SJ3,5-N-BU

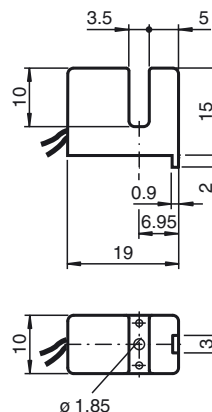
**Features**

- Comfort series
- 3.5 mm slot width
- Usable up to SIL2 acc. to IEC 61508

**Connection**



**Dimensions**



**Technical Data**

**General specifications**

Switching element function	NAMUR, NC
Slot width	3.5 mm
Depth of immersion (lateral)	5 ... 7 typ. 6 mm
Installation	
Output polarity	NAMUR

**Nominal ratings**

Nominal voltage	U <sub>o</sub>	8.2 V (R <sub>i</sub> approx. 1 kΩ)
Operating voltage	U <sub>B</sub>	5 ... 25 V
Switching frequency	f	0 ... 3000 Hz
Hysteresis	H	0.21 ... 0.4 mm
Suitable for 2:1 technology		yes, Reverse polarity protection diode not required
Current consumption		
Measuring plate not detected		≥ 3 mA
Measuring plate detected		≤ 1 mA

**Functional safety related parameters**

MTTF <sub>d</sub>	11150 a
Mission Time (T <sub>M</sub> )	20 a
Diagnostic Coverage (DC)	0 %

**Ambient conditions**

Ambient temperature	-25 ... 100 °C (-13 ... 212 °F)
---------------------	---------------------------------

**Mechanical specifications**

Connection type	flexible leads LIY, 500 mm
Core cross-section	0.14 mm <sup>2</sup>
Housing material	PBT/PPS
Protection degree	IP67

**General information**

Use in the hazardous area	see instruction manuals
Category	1G; 2G; 1D

**Compliance with standards and directives**

Standard conformity	
NAMUR	EN 60947-5-6:2000 IEC 60947-5-6:1999
Standards	EN 60947-5-2:2007 IEC 60947-5-2:2007

**Approvals and certificates**

UL approval	cULus Listed, General Purpose
CSA approval	cCSAus Listed, General Purpose
CCC approval	Products with a maximum operating voltage of ≤36 V do not bear a CCC marking because they do not require approval.

Release date: 2013-02-07 18:29 Date of issue: 2013-02-07 106583\_eng.xml

**ATEX 1G**

Instruction

**Manual electrical apparatus for hazardous areas**

Device category 1G

for use in hazardous areas with gas, vapour and mist

Directive conformity

94/9/EG

Standard conformity

EN 60079-0:2009, EN 60079-11:2007, EN 60079-26:2007


Ignition protection "Intrinsic safety"

Use is restricted to the following stated conditions

CE marking

 0102

Ex-identification

 II 1G Ex ia IIC T6 Ga

EC-Type Examination Certificate

PTB 99 ATEX 2219 X

Appropriate type

SJ3,5-...-N...

Effective internal capacitance  $C_i$  $\leq 50$  nF ; a cable length of 10 m is considered.Effective internal inductance  $L_i$  $\leq 250$   $\mu$ H ; a cable length of 10 m is considered.

Cable length

Dangerous electrostatic charges on the fixed connection cable must be taken into account for lengths equal to and exceeding the following values:

Explosion group IIC

30 cm

General

The apparatus has to be operated according to the appropriate data in the data sheet and in this instruction manual. The EC-Type Examination Certificate has to be observed. The special conditions must be adhered to!

Highest permissible ambient temperature

The temperature ranges, according to temperature class, are given in the EC-Type Examination Certificate. Note: Use the temperature table for category 1 !!! The 20 % reduction in accordance with EN 1127-1:2007 has already been accounted for in the temperature table for category 1.

Installation, Commissioning

Laws and/or regulations and standards governing the use or intended usage goal must be observed.

The intrinsic safety is only assured in connection with an appropriate related apparatus and according to the proof of intrinsic safety.

The associated apparatus must satisfy the requirements of category ia.

Due to the possible danger of ignition, which can arise due to faults and/or transient currents in the equipotential bonding system, galvanic isolation of the power supply and signal circuit is preferable. Associated apparatus without electrical isolation must only be used if the appropriate requirements of IEC 60079-14 are met.

Maintenance

No changes can be made to apparatus, which are operated in hazardous areas. Repairs to these apparatus are not possible.

**Specific conditions**

Protection from mechanical danger

When used in the temperature range below  $-20$  °C the sensor should be protected from knocks by the provision of an additional housing.

**ATEX 2G**

Instruction

**Device category 2G**

Directive conformity

Standard conformity

CE marking

Ex-identification

EC-Type Examination Certificate

Appropriate type

Effective internal capacitance  $C_i$ Effective internal inductance  $L_i$ 

General

Highest permissible ambient temperature

Installation, Commissioning

Maintenance

**Specific conditions**

Protection from mechanical danger

**Manual electrical apparatus for hazardous areas**

for use in hazardous areas with gas, vapour and mist

94/9/EG

EN 60079-0:2009, EN 60079-11:2007

Ignition protection "Intrinsic safety"

Use is restricted to the following stated conditions

C  $\text{E}$  0102 $\text{Ex}$  II 1G Ex ia IIC T6 Ga

PTB 99 ATEX 2219 X

SJ3,5-...-N...

 $\leq 50$  nF ; a cable length of 10 m is considered. $\leq 250$   $\mu$ H ; a cable length of 10 m is considered.

The apparatus has to be operated according to the appropriate data in the data sheet and in this instruction manual. The EC-Type Examination Certificate has to be observed. The special conditions must be adhered to!

The temperature ranges, according to temperature class, are given in the EC-Type Examination Certificate.

Laws and/or regulations and standards governing the use or intended usage goal must be observed. The intrinsic safety is only assured in connection with an appropriate related apparatus and according to the proof of intrinsic safety.

No changes can be made to apparatus, which are operated in hazardous areas. Repairs to these apparatus are not possible.

When used in the temperature range below  $-20$  °C the sensor should be protected from knocks by the provision of an additional housing.

**ATEX 1D**

Instruction

**Device category 1D**

Directive conformity

Standard conformity

CE marking

Ex-identification

EC-Type Examination Certificate

Appropriate type

Effective internal capacitance  $C_i$ Effective internal inductance  $L_i$ 

General

Maximum housing surface temperature

Installation, Commissioning

Maintenance

**Specific conditions**

Electrostatic charging

**Manual electrical apparatus for hazardous areas**

for use in hazardous areas with combustible dust

94/9/EG

IEC 61241-11:2002: draft; prEN61241-0:2002

type of protection intrinsic safety "ID"

Use is restricted to the following stated conditions

**CE** 0102**Ex** II 1D Ex iaD 20 T 108 °C (226.4 °F)

ZELM 03 ATEX 0128 X

SJ3,5-...-N...

≤ 50 nF ; a cable length of 10 m is considered.

≤ 250 μH ; a cable length of 10 m is considered.

The apparatus has to be operated according to the appropriate data in the data sheet and in this instruction manual.

The EC-Type Examination Certificate has to be observed.

The special conditions must be adhered to!

The maximum surface temperature of the housing is given in the EC-Type Examination Certificate.

Laws and/or regulations and standards governing the use or intended usage goal must be observed.

The intrinsic safety is only assured in connection with an appropriate related apparatus and according to the proof of intrinsic safety.

The associated apparatus must satisfy at least the requirements of category ia IIB or iaD. Because of the possibility of the danger of ignition, which can arise due to faults and/or transient currents in the equipotential bonding system, galvanic isolation in the power supply and signal circuits is preferable. Associated apparatus without electrical isolation must only be used if the appropriate requirements of IEC 60079-14 are met.

The intrinsically safe circuit has to be protected against influences due to lightning.

When used in the isolating wall between Zone 20 and Zone 21 or Zone 21 und Zone 22 the sensor must not be exposed to any mechanical danger and must be sealed in such a way, that the protective function of the isolating wall is not impaired. The applicable directives and standards must be observed.

No changes can be made to apparatus, which are operated in hazardous areas.

Repairs to these apparatus are not possible.

The connection cables are to be laid in accordance with EN 50281-1-2 and must not normally be subjected to chaffing during use.