



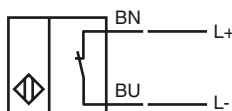
Model Number

NJ4-12GM-N-10M

Features

- Comfort series
- 4 mm non-flush
- Usable up to SIL2 acc. to IEC 61508

Connection

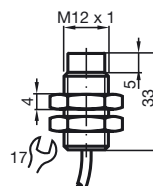


Accessories

BF 12

Mounting flange, 12 mm

Dimensions



Technical Data

General specifications

| | |
|----------------------------|---------------------|
| Switching element function | NAMUR, NC |
| Rated operating distance | s_n 4 mm |
| Installation | non-flush |
| Output polarity | NAMUR |
| Assured operating distance | s_a 0 ... 3.24 mm |
| Reduction factor r_{AI} | 0.4 |
| Reduction factor r_{Cu} | 0.3 |
| Reduction factor r_{304} | 0.85 |

Nominal ratings

| | |
|------------------------------|-------------------|
| Nominal voltage | U_o 8 V |
| Switching frequency | f 0 ... 1500 Hz |
| Current consumption | |
| Measuring plate not detected | ≥ 3 mA |
| Measuring plate detected | ≤ 1 mA |

Ambient conditions

| | |
|---------------------|---------------------------------|
| Ambient temperature | -25 ... 100 °C (-13 ... 212 °F) |
|---------------------|---------------------------------|

Mechanical specifications

| | |
|--------------------|-----------------------------------|
| Connection type | cable PVC, 10 m |
| Core cross-section | 0.34 mm ² |
| Housing material | Stainless steel 1.4305 / AISI 303 |
| Sensing face | PBT |
| Protection degree | IP67 |

General information

| | |
|---------------------------|--|
| Scope of delivery | 2 self locking nuts in scope of delivery |
| Use in the hazardous area | see instruction manuals |
| Category | 1G; 2G; 1D |

Compliance with standards and directives

| | |
|---------------------|---|
| Standard conformity | |
| NAMUR | EN 60947-5-6:2000 IEC 60947-5-6:1999 |
| Standards | EN 60947-5-2:2007 IEC 60947-5-2:2007 |

Approvals and certificates

| | |
|-----------------|--|
| FM approval | |
| Control drawing | 116-0165F |
| UL approval | cULus Listed, General Purpose |
| CSA approval | cCSAus Listed, General Purpose |
| CCC approval | Products with a maximum operating voltage of ≤ 36 V do not bear a CCC marking because they do not require approval. |

ATEX 1G

Instruction

Device category 1G
 Directive conformity
 Standard conformity

CE marking

Ex-identification

EC-Type Examination Certificate
 Appropriate type
 Effective internal capacitance C_i
 Effective internal inductance L_i
 Cable length

Explosion group IIA
 Explosion group IIB
 Explosion group IIC
 General

Highest permissible ambient temperature

Installation, Commissioning

Maintenance


Specific conditions

Protection from mechanical danger

Electrostatic charging

Manual electrical apparatus for hazardous areas

for use in hazardous areas with gas, vapour and mist
 94/9/EG
 EN 60079-0:2009, EN 60079-11:2007, EN 60079-26:2007
 Ignition protection "Intrinsic safety"
 Use is restricted to the following stated conditions
 C E 0102

 II 1G Ex ia IIC T6 Ga

PTB 00 ATEX 2048 X
 NJ 4-12GM-N...

≤ 45 nF ; a cable length of 10 m is considered.
 ≤ 50 μ H ; a cable length of 10 m is considered.

Dangerous electrostatic charges on the fixed connection cable must be taken into account for lengths equal to and exceeding the following values:

96 cm
 48 cm
 7 cm

The apparatus has to be operated according to the appropriate data in the data sheet and in this instruction manual.

The EC-Type Examination Certificate has to be observed. The special conditions must be adhered to!

Directive 94/9/EG and hence also EC-Type Examination Certificates apply in general only to the use of electrical apparatus under atmospheric conditions.

The use in ambient temperatures of > 60 °C was tested with regard to hot surfaces by the mentioned certification authority.

If the equipment is not used under atmospheric conditions, a reduction of the permissible minimum ignition energies may have to be taken into consideration.

The temperature ranges, according to temperature class, are given in the EC-Type Examination Certificate. Note: Use the temperature table for category 1 !!! The 20 % reduction in accordance with EN 1127-1:2007 has already been accounted for in the temperature table for category 1.

Laws and/or regulations and standards governing the use or intended usage goal must be observed.

The intrinsic safety is only assured in connection with an appropriate related apparatus and according to the proof of intrinsic safety.

The associated apparatus must satisfy the requirements of category ia.

Due to the possible danger of ignition, which can arise due to faults and/or transient currents in the equipotential bonding system, galvanic isolation of the power supply and signal circuit is preferable. Associated apparatus without electrical isolation must only be used if the appropriate requirements of IEC 60079-14 are met.

No changes can be made to apparatus, which are operated in hazardous areas. Repairs to these apparatus are not possible.

When used in the temperature range below -20 °C the sensor should be protected from knocks by the provision of an additional housing.

Electrostatic charges on the metal housing components must be avoided. Dangerous electrostatic charges on the metal housing components can be avoided by incorporating these components in the equipotential bonding.

ATEX 2G

Instruction

Device category 2G

Directive conformity

Standard conformity

CE marking

Ex-identification

EC-Type Examination Certificate

Appropriate type

Effective internal capacitance C_i Effective internal inductance L_i

General

Highest permissible ambient temperature

Installation, Commissioning

Maintenance

Specific conditions

Protection from mechanical danger

Electrostatic charging

Manual electrical apparatus for hazardous areas

for use in hazardous areas with gas, vapour and mist

94/9/EG

EN 60079-0:2009, EN 60079-11:2007

Ignition protection "Intrinsic safety"

Use is restricted to the following stated conditions

CE 0102

II 1G Ex ia IIC T6 Ga

PTB 00 ATEX 2048 X

NJ 4-12GM-N...

 ≤ 45 nF ; a cable length of 10 m is considered. ≤ 50 μ H ; a cable length of 10 m is considered.

The apparatus has to be operated according to the appropriate data in the data sheet and in this instruction manual. The EC-Type Examination Certificate has to be observed. The special conditions must be adhered to!

Directive 94/9/EG and hence also EC-Type Examination Certificates apply in general only to the use of electrical apparatus under atmospheric conditions.

The use in ambient temperatures of > 60 °C was tested with regard to hot surfaces by the mentioned certification authority.

If the equipment is not used under atmospheric conditions, a reduction of the permissible minimum ignition energies may have to be taken into consideration.

The temperature ranges, according to temperature class, are given in the EC-Type Examination Certificate.

Laws and/or regulations and standards governing the use or intended usage goal must be observed. The intrinsic safety is only assured in connection with an appropriate related apparatus and according to the proof of intrinsic safety.

No changes can be made to apparatus, which are operated in hazardous areas. Repairs to these apparatus are not possible.

When used in the temperature range below -20 °C the sensor should be protected from knocks by the provision of an additional housing.

Electrostatic charges must be avoided on the mechanical housing components. Dangerous electrostatic charges on the mechanical housing components can be avoided by incorporating these in the equipotential bonding.

ATEX 1D

Instruction

Device category 1D

Directive conformity

Standard conformity

CE marking

Ex-identification

EC-Type Examination Certificate

Appropriate type

Effective internal capacitance C_i Effective internal inductance L_i

General

Maximum housing surface temperature

Installation, Commissioning

Maintenance

Specific conditions

Electrostatic charging

Manual electrical apparatus for hazardous areas

for use in hazardous areas with combustible dust


94/9/EG

IEC 61241-11:2002: draft; prEN61241-0:2002

type of protection intrinsic safety "ID"

Use is restricted to the following stated conditions


 0102

 II 1D Ex iaD 20 T 108 °C (226.4 °F)

The Ex-relevant identification may also be printed on the accompanying adhesive label.

ZELM 03 ATEX 0128 X

NJ 4-12GM-N...

≤ 45 nF ; a cable length of 10 m is considered.

≤ 50 μH ; a cable length of 10 m is considered.

The apparatus has to be operated according to the appropriate data in the data sheet and in this instruction manual.

The EC-Type Examination Certificate has to be observed.

The special conditions must be adhered to!

The maximum surface temperature of the housing is given in the EC-Type Examination Certificate.

Laws and/or regulations and standards governing the use or intended usage goal must be observed.

The intrinsic safety is only assured in connection with an appropriate related apparatus and according to the proof of intrinsic safety.

The associated apparatus must satisfy at least the requirements of category ia IIB or iaD. Because of the possibility of the danger of ignition, which can arise due to faults and/or transient currents in the equipotential bonding system, galvanic isolation in the power supply and signal circuits is preferable. Associated apparatus without electrical isolation must only be used if the appropriate requirements of IEC 60079-14 are met.

The intrinsically safe circuit has to be protected against influences due to lightning. When used in the isolating wall between Zone 20 and Zone 21 or Zone 21 und Zone 22 the sensor must not be exposed to any mechanical danger and must be sealed in such a way, that the protective function of the isolating wall is not impaired. The applicable directives and standards must be observed.

If the Ex-relevant identification is exclusively printed on the included adhesive label, this must be applied in the direct vicinity of the sensor! The surface to which the label is to be applied must be clean and free from grease! The applied adhesive label must be durable and legible to protect it against the possibility of chemical corrosion!

No changes can be made to apparatus, which are operated in hazardous areas.

Repairs to these apparatus are not possible.

Electrostatic charges must be avoided on the mechanical housing components. Dangerous electrostatic charges on the mechanical housing components can be avoided by incorporating these in the equipotential bonding.

The connection cables are to be laid in accordance with EN 50281-1-2 and must not normally be subjected to chaffing during use.