



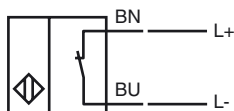
Model Number

RC10-14-N0-Y95902

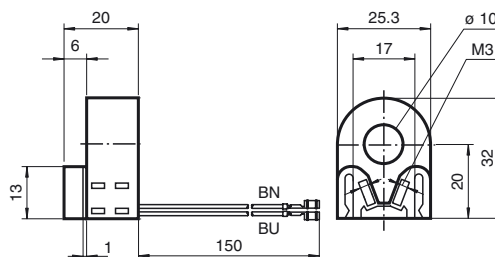
Features

- 10 mm inside diameter
- Comfort series

Connection



Dimensions



Technical Data

General specifications

Switching element function	NAMUR, NC
Installation	
Output polarity	NAMUR
Inside diameter	10 mm
Measuring cone	4 mm, 1.4305 / AISI 303

Nominal ratings

Nominal voltage	U_o	8 V
Operating voltage	U_B	5 ... 25 V
Switching frequency	f	0 ... 2000 Hz
Current consumption		
Measuring plate not detected		≥ 3 mA
Measuring plate detected		≤ 1 mA

Functional safety related parameters

MTTF _d	6150 a
Mission Time (T_M)	20 a
Diagnostic Coverage (DC)	0 %

Ambient conditions

Ambient temperature	-20 ... 65 °C (-4 ... 149 °F)
Storage temperature	-40 ... 100 °C (-40 ... 212 °F)

Mechanical specifications

Connection type	cable PVC , 150 mm Crimp terminal sockets 60888-3, AMP
Core cross-section	0,14 mm ²
Housing material	PBT
Protection degree	IP67
Mass	18 g

General information

Use in the hazardous area	see instruction manuals
Category	2G

Compliance with standards and directives

Standard conformity	
NAMUR	EN 60947-5-6:2000 IEC 60947-5-6:1999
Standards	EN 60947-5-2:2007 IEC 60947-5-2:2007

Approvals and certificates

UL approval	cULus Listed, General Purpose
CSA approval	cCSAus Listed, General Purpose

ATEX 2G

Instruction

Device category 2G

Directive conformity

Standard conformity

CE marking

Ex-identification

EC-Type Examination Certificate

Appropriate type

Effective internal capacitance C_i Effective internal inductance L_i

General

Highest permissible ambient temperature

Installation, Commissioning

Maintenance

Specific conditions**Manual electrical apparatus for hazardous areas**

for use in hazardous areas with gas, vapour and mist


94/9/EG

EN 60079-0:2009, EN 60079-11:2007

Ignition protection "Intrinsic safety"

Use is restricted to the following stated conditions


 0102

 II 2G Ex ia IIC T6 Gb

PTB 99 ATEX 2128 X

RC10-...-N0...

 ≤ 150 nF ; a cable length of 10 m is considered. ≤ 100 μ H ; a cable length of 10 m is considered.

The apparatus has to be operated according to the appropriate data in the data sheet and in this instruction manual. The EC-Type Examination Certificate has to be observed. The special conditions must be adhered to!

The temperature ranges, according to temperature class, are given in the EC-Type Examination Certificate.

Laws and/or regulations and standards governing the use or intended usage goal must be observed. The intrinsic safety is only assured in connection with an appropriate related apparatus and according to the proof of intrinsic safety.

No changes can be made to apparatus, which are operated in hazardous areas. Repairs to these apparatus are not possible.