



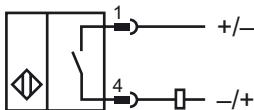
Model Number

NMB2-12GM75-Z3-FE-V1

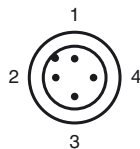
Features

- **Stainless steel sensing face**
- **Sensing range 2 mm**
- **2-wire DC**
- **Ferrous targets**

Connection



Pinout



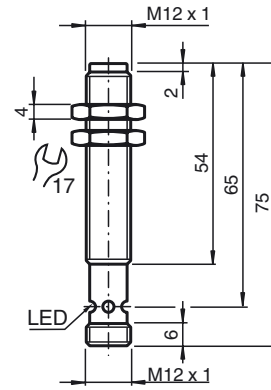
Wire colors in accordance with EN 60947-5-2

1	BN	(brown)
2	WH	(white)
3	BU	(blue)
4	BK	(black)

Accessories

- V1-W-2M-PUR**
Cable socket, M12, 4-pin, PUR cable
- V1-G-2M-PUR**
Cable socket, M12, 4-pin, PUR cable
- AB-12**
Mounting aid

Dimensions



Technical Data

General specifications

Switching element function	DC	NO
Rated operating distance	s_n	2 mm
Installation		flush
Output polarity		DC
Assured operating distance	s_a	0 ... 1.62 mm
Actuating element		Ferrous targets
Reduction factor r_{Al}		0
Reduction factor r_{Cu}		0
Reduction factor r_{304}		0.75
Reduction factor r_{St37}		1
Reduction factor r_{Brass}		0

Nominal ratings

Operating voltage	U_B	6 ... 30 V DC
Switching frequency	f	50 Hz
Hysteresis	H	3 ... 15 typ. 5 %
Reverse polarity protection		yes
Short-circuit protection		no
Voltage drop	U_d	≤ 5.5 V DC
Operating current	I_L	2 ... 100 mA
Off-state current	I_r	≤ 1 mA

Indicators/operating means

Operating display	4-way LED Yellow: output
-------------------	-----------------------------

Standard conformity

Standards	EN 60947-5-2:2007 IEC 60947-5-2:2007
-----------	---

Ambient conditions

Ambient temperature	-40 ... 70 °C (-40 ... 158 °F)
---------------------	--------------------------------

Mechanical specifications

Connection type	Device connector M12 x 1 , 4-pin
Housing material	Stainless steel 1.4305 / AISI 303
Sensing face	Stainless steel 1.4305 / AISI 303
Protection degree	IP67 / IP68 / IP69K - cordset dependent according to cable specification

Approvals and certificates

UL approval	cULus Listed, General Purpose
CSA approval	cCSAus Listed, General Purpose
CCC approval	Products with a maximum operating voltage of ≤ 36 V do not bear a CCC marking because they do not require approval.

Release date: 2012-12-13 14:32 Date of issue: 2012-12-13 09:4776_eng.xml