



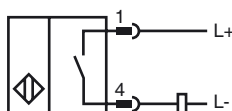
## Model Number

NBB10-30GM40-Z3-V1

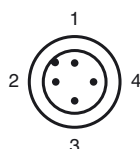
## Features

- 10 mm flush
- 2-wire DC

## Connection



## Pinout



Wire colors in accordance with EN 60947-5-2

1	BN	(brown)
2	WH	(white)
3	BU	(blue)
4	BK	(black)

## Accessories

### BF 30

Mounting flange, 30 mm

### V1-G

4-pin, M12 female field-attachable connector

### V1-W

4-pin, M12 female field-attachable connector

### V1-G-2M-PUR

Cable socket, M12, 4-pin, PUR cable

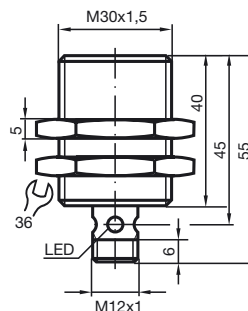
### V1-W-2M-PUR

Cable socket, M12, 4-pin, PUR cable

### EXG-30

Quick mounting bracket with dead stop

## Dimensions



## Technical Data

### General specifications

Switching element function	DC	NO
Rated operating distance	$s_n$	10 mm
Installation		flush
Output polarity		DC
Assured operating distance	$s_a$	0 ... 8.1 mm
Reduction factor $r_{Al}$		0.3
Reduction factor $r_{Cu}$		0.25
Reduction factor $r_{304}$		0.7

### Nominal ratings

Operating voltage	$U_B$	5 ... 60 V
Switching frequency	$f$	0 ... 150 Hz
Hysteresis	$H$	1 ... 10 typ. 5 %
Reverse polarity protected		tolerant
Short-circuit protection		pulsing
Voltage drop	$U_d$	$\leq 5$ V
Operating current	$I_L$	2 ... 100 mA
Lowest operating current	$I_m$	2 mA
Off-state current	$I_r$	0 ... 0.5 mA typ.
Indication of the switching state		Multihole-LED, yellow

### Functional safety related parameters

MTTF <sub>d</sub>	1710 a
Mission Time ( $T_M$ )	20 a
Diagnostic Coverage (DC)	0 %

### Ambient conditions

Ambient temperature	-25 ... 70 °C (-13 ... 158 °F)
---------------------	--------------------------------

### Mechanical specifications

Connection type	Device connector M12 x 1, 4-pin
Housing material	brass, nickel-plated
Sensing face	PBT
Protection degree	IP67

### Compliance with standards and directives

Standard conformity	
Standards	EN 60947-5-2:2007 IEC 60947-5-2:2007

### Approvals and certificates

UL approval	cULus Listed, General Purpose
CSA approval	cCSAus Listed, General Purpose
CCC approval	Certified by China Compulsory Certification (CCC)