



Model Number

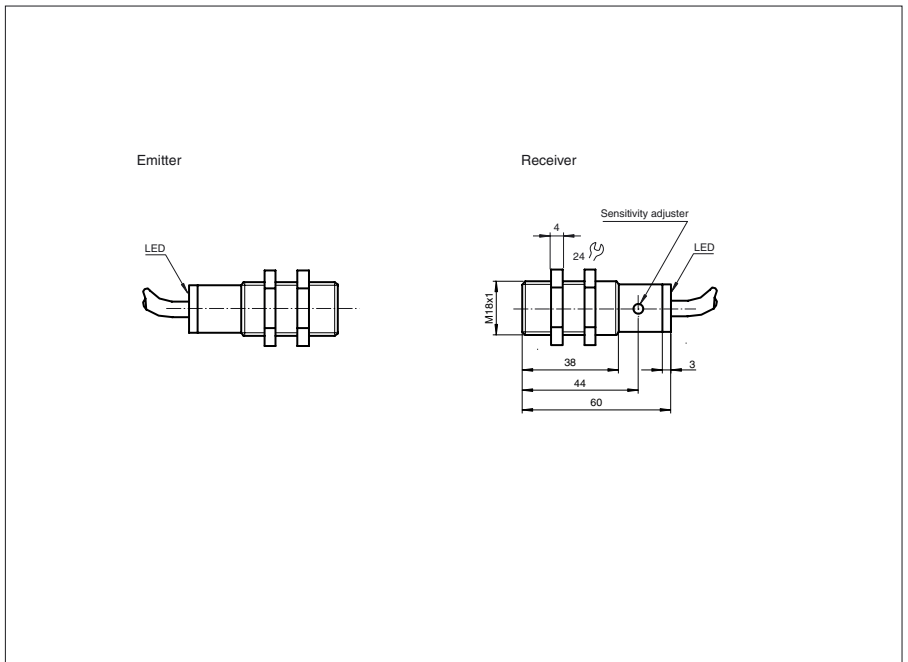
OBE10M-18GM60-SE5

Thru-beam sensor
with 2 m fixed cable

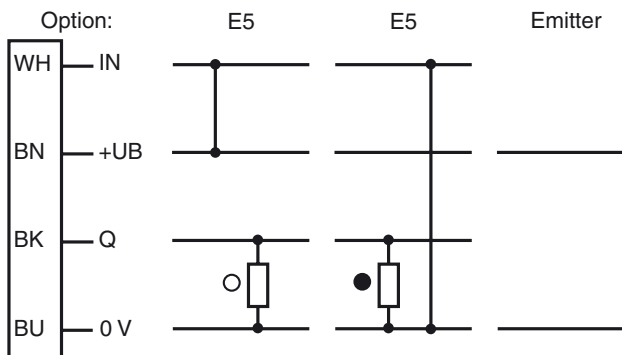
Features

- Dual color indication LED
- Light/dark ON, programmable
- Sensitivity adjuster for optimal adaptation to the application
- Protection degree IP67
- Strong metallic housing in cylindrical shape M18 x 1

Dimensions



Electrical connection



○ = Light on
● = Dark on

Release date: 2011-08-23 14:09 Date of issue: 2011-08-23 087792_eng.xml

Technical data**System components**

Emitter	OBE10M-18GM60-S
Receiver	OBE10M-18GM60-E5

General specifications

Effective detection range	0 ... 10 m
Adjustment range	0 ... 10000 mm
Reference target	receiver
Light source	IREDD
Light type	880 nm IR light
Approvals	CE, cULus Listed 57M3 (Only in association with UL Class 2 power supply; Type 1 enclosure)
Diameter of the light spot	approx. 600 mm at detection range 10 m
Ambient light limit	10000 Lux

Indicators/operating means

Operating display	LED green (emitter)
Function display	Dual color-LED, yellow/green yellow: switching state green: power on flashing: stability control
Controls	sensitivity adjustment

Electrical specifications

Operating voltage	U_B	10 ... 30 V DC, class 2
Ripple		10 %
No-load supply current	I_0	≤ 25 mA (device)
Time delay before availability	t_v	≤ 25 ms

Output

Switching type	light/dark on electrically switchable	
Signal output	1 PNP output, short-circuit protected, protected from reverse polarity, open collector	
Switching voltage	max. 30 V DC	
Switching current	max. 100 mA	
Voltage drop	U_d	≤ 2.5 V
Switching frequency	f	≤ 500 Hz
Response time		≤ 1 ms

Standard conformity

Standards	EN 60947-5-2
Standards 2	UL 508

Ambient conditions

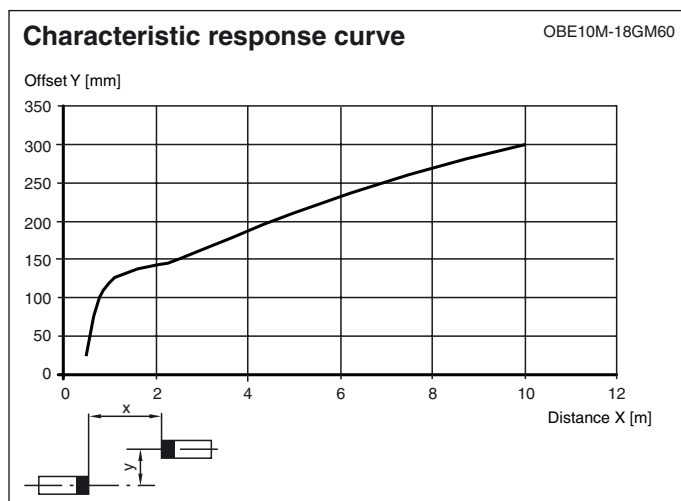
Ambient temperature	-25 ... 55 °C (-13 ... 131 °F)
Storage temperature	-40 ... 70 °C (-40 ... 158 °F)

Mechanical specifications

Protection degree	IP67
Connection	2 m fixed cable
Material	
Housing	brass, nickel-plated
Optical face	PC
Mass	110 g per device

Approvals and certificates

CCC approval	Products with a maximum operating voltage of ≤36 V do not bear a CCC marking because they do not require approval.
--------------	--

Curves/Diagrams**Accessories****CPZ18B03**

For Series CP18 Threaded Photoelectric Sensors

BF 18

Mounting flange, 18 mm

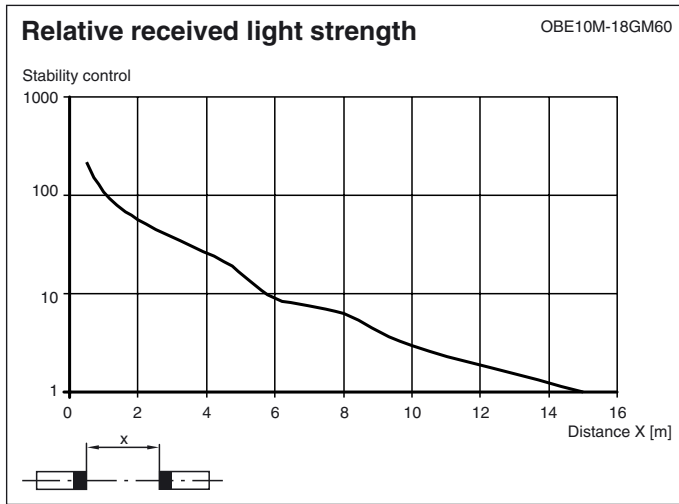
BF 18-F

Mounting flange with dead stop, 18 mm

BF 5-30

Universal mounting bracket for cylindrical sensors with a diameter of 5 ... 30 mm

Additional accessories can be found in the Internet.



Release date: 2011-08-23 14:09 Date of issue: 2011-08-23 087792_eng.xml

Subject to modifications without notice

Pepperl+Fuchs Group
www.pepperl-fuchs.com

USA: +1 330 486 0001
fa-info@us.pepperl-fuchs.com

Germany: +49 621 776-4411
fa-info@pepperl-fuchs.com

Copyright Pepperl+Fuchs
Singapore: +65 6779 9091
fa-info@sg.pepperl-fuchs.com