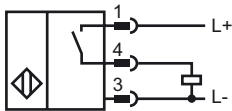


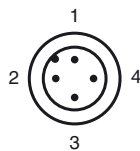


Model Number
NBN2-8GM50-E2-V1

Connection



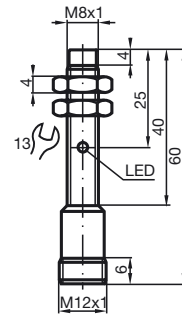
Pinout



Wire colors in accordance with EN 60947-5-2

- 1 | BN
- 2 | WH
- 3 | BU
- 4 | BK

Dimensions



Technical Data

General specifications

Switching element function	PNP	Make function
Rated operating distance	s_n	2 mm
Installation		not embeddable
Assured operating distance	s_a	0 ... 1.62 mm
Reduction factor r_{Al}		0.45
Reduction factor r_{Cu}		0.35
Reduction factor r_{V2A}		0.75

Nominal ratings

Operating voltage	U_B	10 ... 30 V
Switching frequency	f	0 ... 1500 Hz
Reverse polarity protection		protected against reverse polarity
Short-circuit protection		pulsing
Voltage drop	U_d	≤ 3 V
Operating current	I_L	0 ... 100 mA
Off-state current	I_r	0 ... 0.5 mA typ. 0.1 μ A at 25 °C
No-load supply current	I_0	≤ 15 mA
Indication of the switching state		LED, yellow

Standard conformity

Standards	IEC / EN 60947-5-2:2004
-----------	-------------------------

Ambient conditions

Ambient temperature	-25 ... 70 °C (248 ... 343 K)
---------------------	-------------------------------

Mechanical specifications

Connection type	V1-connector
Housing material	brass, nickel-plated
Sensing face	PBT
Protection degree	IP67

Release date: 2009-11-11 16:39 Date of issue: 2009-11-11 083611_ENG.xml