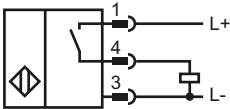
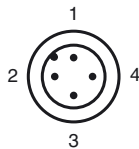


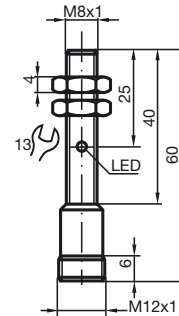
**Model Number**

NBB1,5-8GM50-E2-V1

Connection**Pinout**

Wire colors in accordance with EN 60947-5-2

1	BN
2	WH
3	BU
4	BK

Dimensions**Technical Data****General specifications**

Switching element function	PNP Make function
Rated operating distance	s_n 1.5 mm
Installation	embeddable
Assured operating distance	s_a 0 ... 1.215 mm
Reduction factor r_{AI}	0.45
Reduction factor r_{Cu}	0.35
Reduction factor r_{V2A}	0.75

Nominal ratings

Operating voltage	U_B	10 ... 30 V
Switching frequency	f	0 ... 1500 Hz
Reverse polarity protection		protected against reverse polarity
Short-circuit protection		pulsing
Voltage drop	U_d	≤ 3 V
Operating current	I_L	0 ... 100 mA
Off-state current	I_r	0 ... 0.5 mA typ. 0.1 μ A at 25 °C
No-load supply current	I_0	≤ 15 mA
Indication of the switching state		LED, yellow

Standard conformity

Standards	IEC / EN 60947-5-2:2004
-----------	-------------------------

Ambient conditions

Ambient temperature	-25 ... 70 °C (248 ... 343 K)
---------------------	-------------------------------

Mechanical specifications

Connection type	V1-connector
Housing material	brass, nickel-plated
Sensing face	PBT
Protection degree	IP67