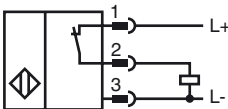


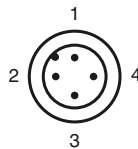
Model Number

NBN3-F25R-E3-V1

Connection



Pinout



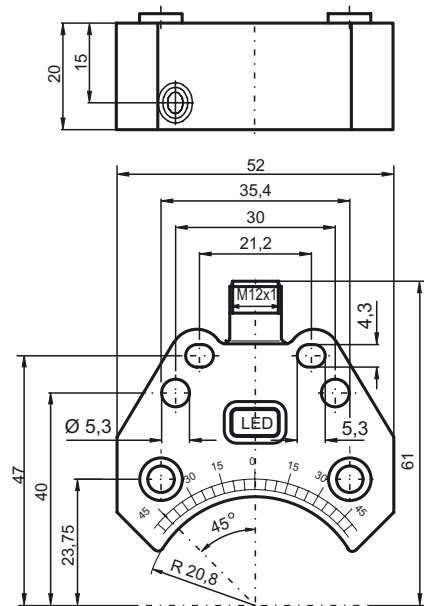
Wire colors in accordance with EN 60947-5-2

1	BN	(brown)
2	WH	(white)
3	BU	(blue)
4	BK	(black)

Accessories

- V1-G**
4-pin, M12 female field-attachable connector
- V1-W-2M-PUR**
Cable socket, M12, 4-pin, PUR cable
- V1-G-2M-PUR**
Cable socket, M12, 4-pin, PUR cable
- V1-W**
4-pin, M12 female field-attachable connector

Dimensions



Technical Data

General specifications

Switching element function		PNP	NC
Rated operating distance	s_n	3 mm	
Installation		flush mountable	
Output polarity		switched high	
Assured operating distance	s_a	0 ... 2.43 mm	
Reduction factor r_{Al}		0.5	
Reduction factor r_{Cu}		0.4	
Reduction factor r_{304}		1	
Reduction factor r_{Si37}		1.1	

Nominal ratings

Operating voltage	U_B	10 ... 30 V
Switching frequency	f	0 ... 500 Hz
Hysteresis	H	typ. 5 %
Reverse polarity protected		all connections
Short-circuit protection		pulsing
Voltage drop	U_d	≤ 3 V
Operating current	I_L	0 ... 200 mA
Off-state current	I_r	0 ... 0.5 mA typ. 0.1 μ A at 25 °C
No-load supply current	I_o	≤ 18 mA
Operating voltage display		LED, green
Indication of the switching state		LED, yellow

Ambient conditions

Ambient temperature	-25 ... 70 °C (-13 ... 158 °F)
Storage temperature	-40 ... 85 °C (-40 ... 185 °F)

Mechanical specifications

Connection type	Device connector M12 x 1 , 4-pin
Housing material	PBT
Sensing face	PBT
Protection degree	IP67
Tightening torque, fastening screws	M5 x 25 : 2.7 Nm

Compliance with standards and directives

Standard conformity	
Standards	EN 60947-5-2:2007 IEC 60947-5-2:2007

Approvals and certificates

UL approval	cULus Listed, General Purpose
CSA approval	cCSAus Listed, General Purpose
CCC approval	Products with a maximum operating voltage of ≤ 36 V do not bear a CCC marking because they do not require approval.

Release date: 2011-06-15 16:05 Date of issue: 2012-02-03 052985_eng.xml